

PROJECT NAME

CATALOG NO.

TYPE

DATE

NOTE

MMS MICROWAVE SENSOR - DMMS-031V

MMS Series
Microwave Occupancy
Sensor

DESCRIPTION

The DMMS-031V sensor is innovative and active motion detectors with HF system 5.8GHz. Motion can be detected through plastic, glass and thin non-metal materials except the higher mounting height 50 ft Max. The sensors allow energy saving without compromising comfort. When used in combination with 1-10V dimmable LED drivers or ballasts, they can achieve 3-step dimming function, which is perfect for use in some areas that requires a light change notice before totally switch off. Also, the 1-10V interface in the sensors can match up with Alphalite stand-alone daylight sensor DSMS-01, and implement daylight harvesting, means the lighting system has automated controls that either turn off or dim artificial light in response to the available daylight in the space..



SPECIFICATION FEATURES

Benefits

- Automatic dimming when used in combination with 1-10V dimmable LED drivers or ballasts.
- Built-in adjustable daylight sensor.
- 1-10V interface can match up with Alphalite stand-alone daylight sensor DSMS-01 and achieve daylight harvesting.
- Detection area, time delay and daylight threshold can be precisely set via DIP switch.
- Wide detection area, range up to 53 ft in diameter and mounting height 50 ft Max. suitable for warehouse use.
- Special clip for installation easy to be fixed with high bay.



Max.8M



Hold Time
5s~30min



Mounting Height
15m Max.



Automatic
Dimming



5 Years
Guarantee

ORDERING INFORMATION

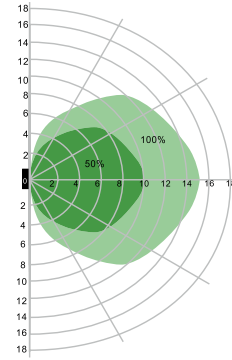
Available with the following Alphalite products:

RHX Series - LED IP65 Food Grade Rated High Bay

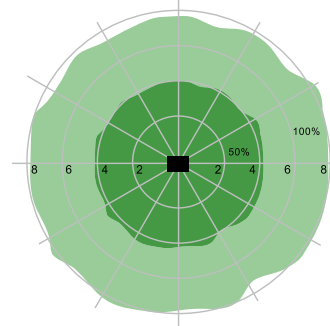


SUMMARY

Operating voltage	120-277Vac, 50/60Hz
Rated load	400W@120Vac, 800W@220-277Vac (inductive) 800W@120Vac, 1200W@220-277Vac (resistive)
HF system	5.8GHz±75MHz, ISM wave band
Transmitting power	<0.5mW
Power consumption	≤0.8W(standby), <1.5W(operation)
Detection zone	Max.(D x H): 53ft x 50ft
Detection sensitivity	100% / 50%
Hold time	5s / 30s / 90s / 3min / 20min / 30min / +∞
Daylight sensor	50lux / 100lux / 200lux / Disable
Stand-by period	5s / 5min / 10min / 30min / 1h / Disable
Stand-by dimming level	10% / 20% / 30% / 50%
Mounting height	15m Max.
Motion detection	0.5~3m/s
Detection angle	150°(wall installation) 360°(ceiling installation)
Operating temperature	-35°C~70°C



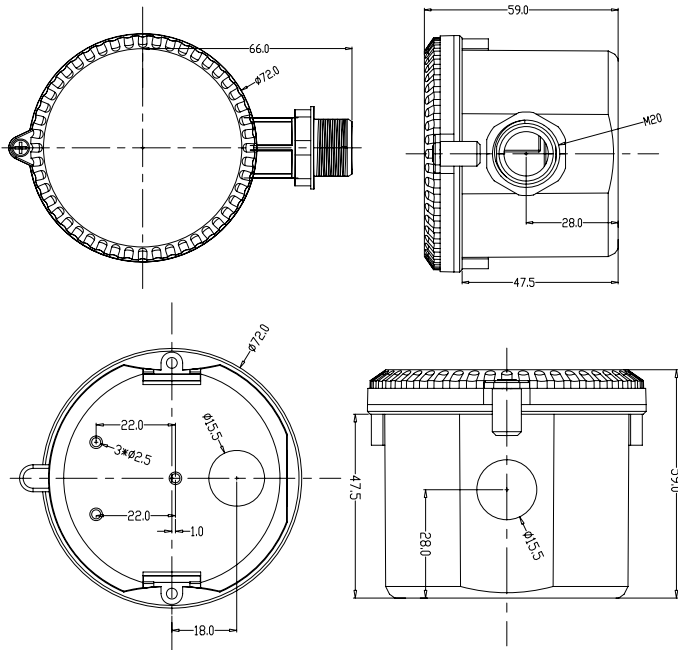
Wall mounting pattern (Unit: m)



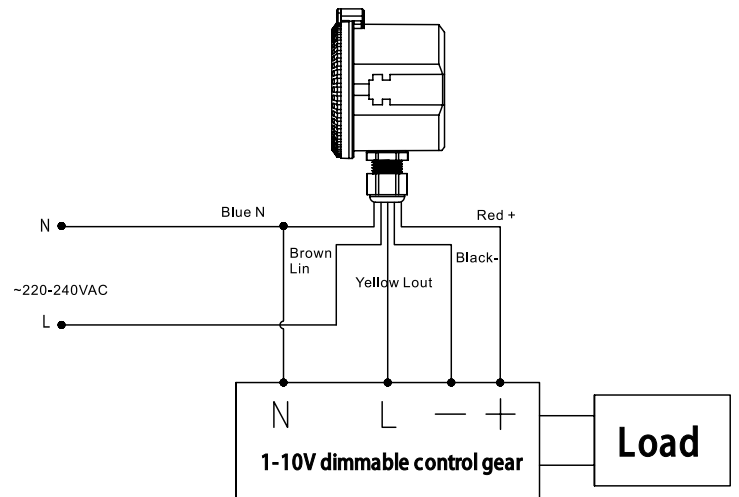
Ceiling mounting pattern (Unit: m)

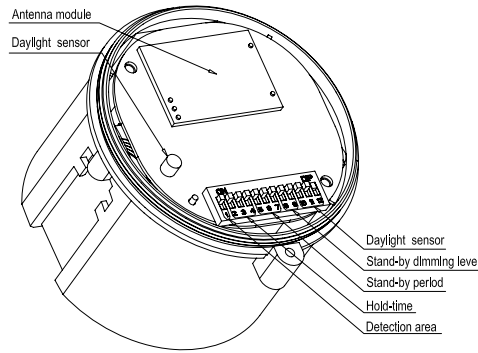
PHYSICAL PARAMETERS

DIMENSION



WIRING DIAGRAM





DETECTION AREA:

Detection area can be reduced by selecting the combination on the DIP switches to fit precisely each application .

ON ↑ [DIP Switch]		1	
	I	ON	100%
	II	-	50%

HOLD TIME:

Refers to the time period the lamp remains at 100% illumination after no motion detected.

ON ↑ [DIP Switch]		2	3	4	
	I	ON	ON	ON	5s
	II	-	ON	ON	30s
	III	ON	-	ON	90s
	IV	-	-	ON	3min
	V	ON	ON	-	20min
	VI	-	-	-	30min

STAND-BY PERIOD:

Refers to the time period the lamp remains at a low light level before it completely switches off in the long absence of people. When set to Disable mode, the low light is maintained until motion is detected.

ON ↑ [DIP Switch]		5	6	7	
	I	ON	ON	ON	+∞
	II	-	ON	ON	60min
	III	ON	-	ON	30min
	IV	-	-	ON	10min
	V	ON	ON	-	5min
	VI	-	-	-	5s

STAND-BY DIMMING LEVEL:

The low light level you would like to have after the hold time in the long absence of people.

ON ↑ [DIP Switch]		8	9	
	I	ON	ON	50%
	II	-	ON	30%
	III	ON	-	20%
	IV	-	-	10%

DAYLIGHT SENSOR:

The sensor can be set to only allow the lamp to illuminate below a defined ambient brightness threshold.
 When set to Disable mode, the daylight sensor will switch on the lamp when motion is detected regardless of ambient light level.
 200lux: twilight operation, 50lux, 30lux: darkness operation only.
 Note that daylight sensor is active only when lamp totally switches off.

ON ↑ [DIP Switch]		10	11	12	
	I	ON	ON	ON	Disable
	II	-	ON	-	200lux
	III	ON	-	-	100lux
	IV	-	-	-	50lux