



PROJECT NAME

CATALOG NO.

TYPE

DATE

NOTE

BACKLIT LED FLAT PANEL

BFPL Series

Backlit LED Flat Panel


2'x2', 2'x4', and 1'x4'

DESCRIPTION

The Alpha Backlit LED Flat Panel combines the benefits of long life, controllability, and energy savings with elegant design and superior quality of light. The BFPL luminaires optimize LED optics and electronics to deliver energy savings and high performance.

APPLICATION

Indoor general/ambient illumination. Idea for offices, schools, retail, and other architectural spaces that demand energy demand reduction and high quality light.



SPECIFICATION FEATURES

Construction

Rugged construction: solid high quality 23 gauge steel housing and aluminum frame with great heat dissipation and low light degradation. Rated as vibration and impact resistance. With PMMA wide beam angle optic and high transmittance PS diffuser, uniformity of BFPL luminaires reach up to 85%. Housing and optics maintain damp location rating with all internal components.

Electrical

Luminaire utilizes long life, high efficacy LEDs and a highly efficient, reliable and flicker-free LED driver. 120V-277V input voltage for increased versatility. 0-10V continuous dimming comes standard. Ideal when used in conjunction with controls and sensors. Comes equipped with quick disconnect for compliance with US code

Mounting

Installs recessed with T-bar grid.

Finish

Highly reflective powder coat finish. Baked white matte paint, applied after fabrication.

Optics

Uniformity light achieved by delivering a comfortable mix of light to working and surrounding surfaces, creating balanced illumination throughout the environment. Occupants can realize a productive and comfortable atmosphere through enhanced light quality and distribution.

Certifications / Regulatory

UL/cUL listed. All components used have UL approval. UL Class 2. Power supply: SCP, OTP, OVP protection, FCC Part 15 Class B, UL8750 Class 2. DLC Premium listed.

Warranty

7-year limited warranty. See complete warranty terms for details.

Quick Ship Product

BFPL-22A/8A
BFPL-24A/8A
BFPL-14A/8A

ORDERING INFORMATION

Sample Number: BFPL-24L/840

BFPL	24	H	8	40	(Blank)	(Blank)
Series	Form Factor	Lumen Package	CRI	CCT	Input Voltage	Dimming
BFPL - Backlit LED Flat Panel	22 - 2'x2' 24 - 2'x4' 14 - 1'x4'	VL - Very Low Wattage L - Low Wattage H - High Lumen A - Adjustable Wattage *See energy data for details	8 - 83+ CRI	35 - 3500K 40 - 4000K 50 - 5000K A - Adjustable CCT	(Blank) - 120V-277V	(Blank) - 0-10V Continuous Dimming

Options

Controls

SMC - Smart Control System

Accessories

SMK - Surface Mount Kit

FLK - Flange Kit for Drywall

Emergency Backup

EM700(LECP) - 700lm

EM1400(LECP) - 1400lm

EM2000(LECP) - 2000lm

EM700(FHSCP)* - 700lm

EM1400(FHSCP)* - 1400lm

*(require field installation)

SUMMARY

Input Voltage	120V-277V
Input Power	See energy data for details
Power Factor	> 0.95
THD (Max.)	20%
Efficacy	> 125 LPW
Delivered Lumens	See energy data for details
Controls/ Dimming	Full Range 0-10V dimming standard
Dimming Range	0-10V Continuous (10-100%)
CRI	> 83
CCT	3500K, 4000K, 5000K
Operating Temp.	-20 ~ +55 °C
Rated Life	70,000 hours

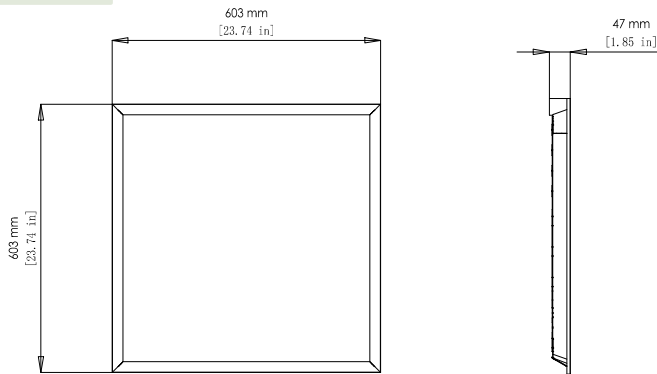
ENERGY PERFORMANCE DATA

Form Factor	Part No.	Rated Wattage (W)	Tested Wattage (W)	Delivered Lumens (lm)	Efficacy (lm/W)
2'x2'	BFPL-22L	29	30	3625	125
	BFPL-22H	39	40	4875	125
	BFPL-22A/8A	29/24/19/15	29/24/19/15	3625/3000/2375/1875	125
2'x4'	BFPL-24VL	29	30	3770	130
	BFPL-24L	39	40	5070	130
	BFPL-24H	49	50	6370	130
	BFPL-24A/8A	49/39/34/29	49/39/34/29	6125/4875/4250/3625	130
1'x4'	BFPL-14A/8A	29/24/19/15	29/24/19/15	3625/3000/2375/1875	125

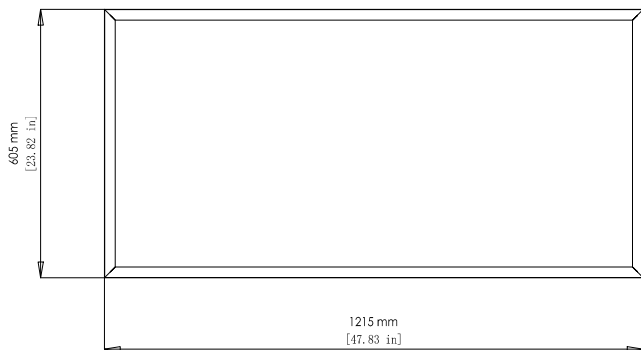
PHYSICAL PARAMETERS

DIMENSION

BFPL-22



FPL-24



FPL-14

