



PROJECT

TYPE

DATE

ITEM NO.

NOTE

ARCHITECTURAL LED CIRCLE LIGHT-DIRECT

LIR Series


LED Circle Luminaire

DESCRIPTION

The LIR Series makes it an ideal choice for size-restricted architectural applications. Constructed with an extruded aluminum body, circles are available in nominal diameters of 24", 36", 48", this is minimalist halo hanging fixture.

APPLICATION

A versatile solution for general purpose applications. Ideal for parking garages, corridors, hallways, stairwells, offices, closets, storage rooms, meeting room, show room and spaces that demand energy demand reduction and high-quality light.



SPECIFICATION FEATURES

Benefits

- Lower installation costs and maintenance costs
- Lower energy costs
- High quality light for a more productive space
- Minimalist

Construction

Housing constructed of extruded aluminum. Polycarbonate diffuser lens provides even and consistent light while eliminating pixelation and glare, UGR<26, suspension mount.

Finish

Outer surface treated with durable powder coating to provide resistance to corrosion, rust, weathering, and UV degradation.

Electrical

Luminaire utilizes long life, high efficacy LEDs and a highly efficient, reliable LED driver. 120-277V input voltage for increased versatility. 0-10V continuous dimming comes standard. Ideal when used in conjunction with controls and sensors. Comes equipped with a quick disconnect for compliance with US code.

Optics

The LED light engine and integrated optics deliver enhanced light quality and distribution. The direct light beam angle is 110°.

Certifications / Regulatory

UL Class 2 and Class P LED driver: SCP, OTP, OVP protection, FCC Part 15 Class B

Warranty

5-year limited warranty. See complete warranty terms for details.

Quick Ship Product

ORDERING INFORMATION

Sample Number: LIR-24(75/60/45)/8A-WH

Series	Diameter	Lumen Package		
LIR - Architectural LED Circle	24 - 24"	24"	36"	48"
	36 - 36"	24(75/60/45)	36(120/96/72)/8A	48(150/120/90)
	48 - 48"	- 75/60/45W, 8625/6900/5175lm	- 120/96/72W, 13800/11040/8280lm	- 150/120/90W, 17250/13800/10350lm
CRI	CCT	Color	EM	Mounting Kit
8 - 80+ CRI	A - Adjustable CCT (5000/4000/3000K)	WH - White BK - Black SA - Silver	Emergency Back-up (>90 minutes) EM700 - 700lm	Suspension Mount LIR-SMK-xx(WH/BK) - Suspension mount kit, xx as 24/36/48, white or black Pendant Mount LIR-PMK-xx(WH/BK) - Pendant mount kit, xx as 24/36/48, white or black

SUMMARY

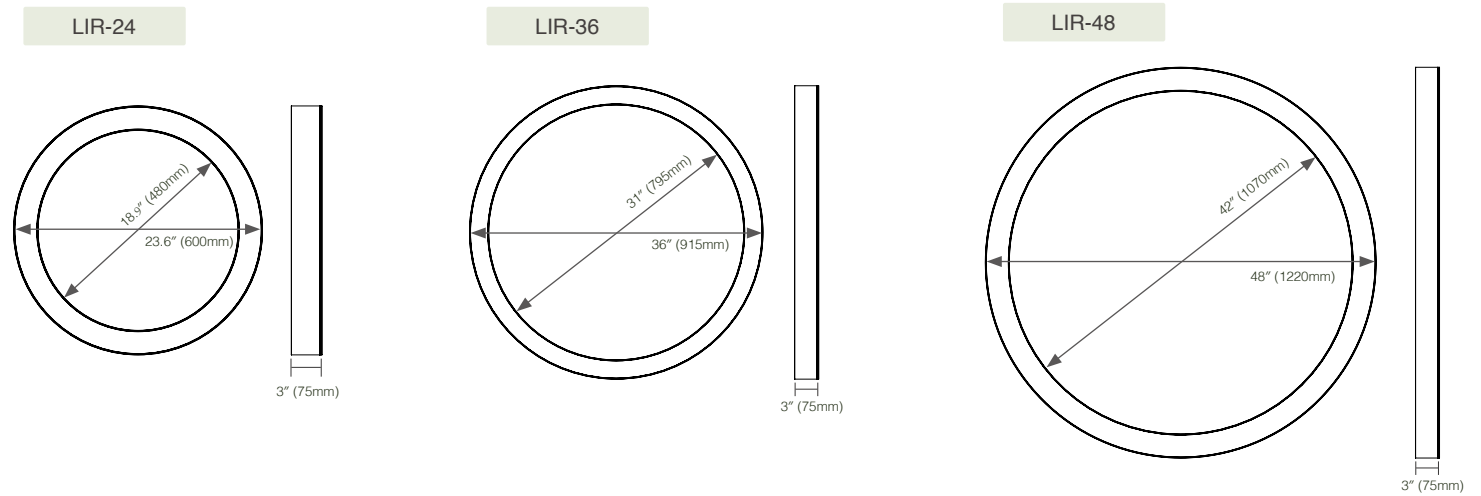
Input Voltage	120-277V
Input Power	See energy data for details
Efficiency	115 LPW
CCT	5000/4000/3000K Selectable
CRI	>80
Power Factor	>0.90
Dimmable	Full Range 0-10V dimming standard
Dimming Range	10-100%
Operating Temp.	-4°F to 104°F (-20°C to 40°C)
Rated Life	50,000 hours

ENERGY PERFORMANCE DATA

Form Factor	Part No.	Rated Wattage(W)	Delivered Lumen (lm)	Efficacy (lm/W)
24"	LIR-24(75/60/45)/8A	75/60/45	8625/6900/5175	115
36"	LIR-36(120/96/72)/8A	120/96/72	13800/11040/8280	115
48"	LIR-48(150/120/90)/8A	150/120/90	17250/13800/10350	115

PHYSICAL PARAMETERS

DIMENSION




OPTION ACCESSORIES

1: Aircraft suspension mount

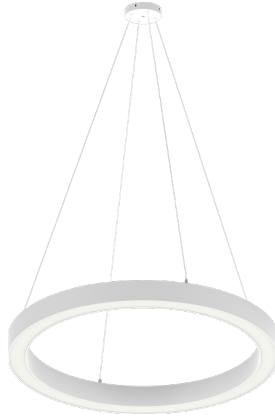
LIR-SMK-24



LIR-SMK-36



LIR-SMK-48




2: Stems pendant mount

LIR-PMK-24



LIR-PMK-36



LIR-PMK-48

