



PROJECT

TYPE

DATE

ITEM NO.

NOTE

**LED SLIM AREA LUMINAIRE**

**ALSFM Series**

Area Luminaires

**DESCRIPTION**

The ALSFM Series is IP65-rated luminaire that produces above 135 lumens per watt, providing significant energy savings while remaining durable in the field. The lightweight design can be easily installed for new and retrofit outdoor applications.

**APPLICATION**

The ALSFM Series is ideal for parking structures, auto dealerships, recreational spaces, roadways, and outdoor aisles.



**SPECIFICATION FEATURES**

**Construction**

The housing is die-cast weather-tight LED driver compartment heat sink to obtain the maximum thermal dissipation. Outer surface treated with durable powder coating to provide resistance to corrosion, rust, weathering, and UV degradation. Rated IP65, suitable for wet locations.

**Mounting**

Universal mount, suitable for slip fitter, round or square pole, and surface mount. EPA rating is 0.32 sq.ft (w/ pole mount).

**Controls**

Wattage and CCT field adjustable comes standard, option photocell and High/Low/Off microwave fixture-integrated motion sensor and wireless Bluetooth mesh to achieve deeper energy-savings and code compliance.

**Electrical**

Luminaire utilizes long life, high efficacy LEDs and reliable LED driver. Operating temperatures is -40°F-104°F and 120-277V input voltage for increased versatility. 10KV surge protection comes standard.

**Optics**

Precision-formed optical lens system reduces glare and improves safety and security by delivering high efficiency illumination with precise optical distribution. Type III distribution comes standard. Type IV, and Type VS optics available upon request.

**Certifications / Regulatory**

cULus listed for wet location rated.

**Warranty**

7-year limited warranty. See complete warranty terms for details.

**Quick Ship Product**



**ORDERING INFORMATION**

Sample Number: **ALSFM-(300/275/240)/7A**

Series	Lumen Package		CRI	CCT	Input Voltage
<b>ALSFM - LED</b> Slim Area Light	<b>(80/60/40)</b> - 80/60/40W, 11200/8400/5600lm <b>(300/275/240)</b> - 300/275/240W, 40500/37125/32400lm	<b>(150/125/100)</b> - 150/125/100W, 20250/16875/13500lm	<b>7 - 70CRI</b>	<b>A - Adjustable CCT</b> (5000/4000/3000K)	<b>(Blank) - 120-277V</b> <b>480 - 347-480V</b>

Optics	Color	Control Option	Accessories
<b>(Blank)</b> - Type III <b>T4</b> - Type IV <b>T5</b> - Type VS	<b>(Blank)</b> - Dark Bronze	<b>PS</b> - Photocell Sensor (Field install) <b>OS</b> - Bi-level dimming PIR sensor and daylight switch, field install in 5 seconds (Required RC-100 Sensor Configuration Tool) <b>MMS</b> - Bi-level dimming microwave motion sensor and daylight switch, field install in 5 seconds (Required RC-100 Sensor Configuration Tool) <b>OS-BLE</b> - Wireless Bluetooth with PIR sensor (Field install) <b>MMS-BLE</b> - Wireless Bluetooth with Microwave sensor (Field install)	<b>ALSFM-UM</b> - Universal mount, suitable for slip fitter, round or square pole, and surface mount. <b>ALSFM-HSS</b> - House side shield (above accessories required field install)

SUMMARY

Input Voltage	100-277V
Input Power	See energy data for details
Power Factor	> 0.9
THD (Max.)	<20%
Efficacy	135 LPW
Delivered Lumens	See energy data for details
Controls/ Dimming	1-10V dimming Standard
CRI	>70
CCT	5000/4000/300K selectable
Operating Temp.	-40°F ~ 104°F (-40°C ~ +40°C)
Rated Life	70,000 hours
IP Grade	IP65

**BUG Rating**  
 B3-U0-G3 for ALSFM-(80/60/40)/7A for type III  
 B3-U0-G4 for ALSFM-(150/125/100)/7A for type III  
 B4-U0-G5 for ALSFM-(300/275/240)/7A for type III

ENERGY PERFORMANCE DATA

Part No.	Rated Wattage (W)	Delivered Lumens (lm)	Efficacy (lm/W)
ALSFM-(80/60/40)/7A	80/60/40	11200/8400/5600	140
ALSFM-(150/125/100)/7A	150/125/100	20250/16875/13500	135
ALSFM-(300/275/240)/7A	300/275/240	40500/37125/32400	135

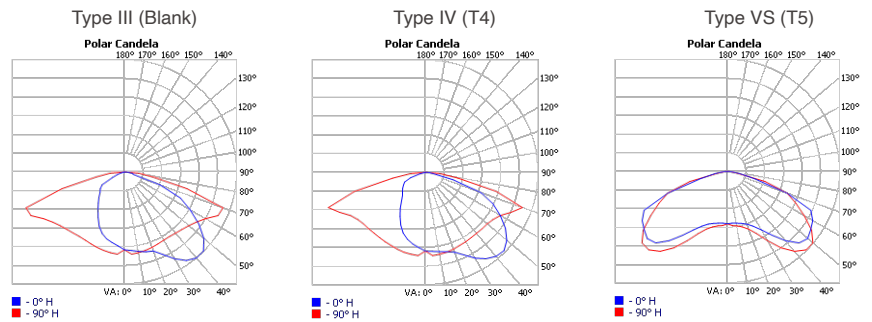
MOUNTING INFORMATION

ALSFM-UM

Installed ALSFM-HSS and sensor



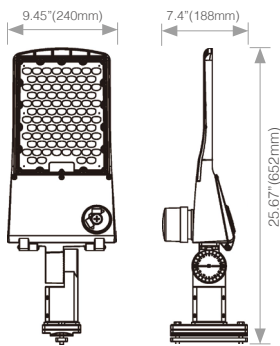
OPTICS



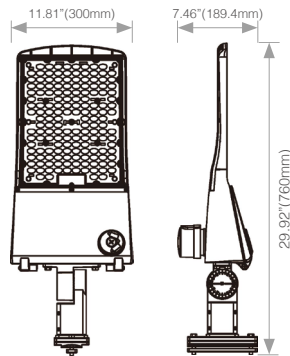
PHYSICAL PARAMETERS

DIMENSION

Installed ALSFM-UM



ALSFM-(80/60/40) & ALSFM-(150/125/100)/7A



ALSFM-(300/275/240)