



PROJECT

TYPE

DATE

ITEM NO.

NOTE

## OUTDOOR LED FLOOD LIGHT

## FLW Series

Flood Luminaires

### DESCRIPTION

The FLW Series LED Slim Flood Light is a high-performance, IP65-rated luminaire that produces a minimum of 130 lumen per watts, providing significant energy savings while remaining durable in the field. The lightweight design can be easily installed and is available in a wide range of lumen packages to replace traditional metal halide lighting from 35W to 200W. Each luminaire features an integral listed driver, potted within a separate compartment to ensure cool operation and longer lifetime.

#### APPLICATION

The FLW Series is ideal for parking areas, doorways, pathways, building facades, loading docks, and a wide variety of other large, general site lighting applications. Replace existing HID Flood lights/ wall packs.



### SPECIFICATION FEATURES

#### Construction

The housing is die-cast A383 aluminum weather-tight LED driver compartment +6063 aluminum heat sink to obtain the maximum thermal dissipation. Outer surface treated with durable powder coating to provide resistance to corrosion, rust, weathering, and UV degradation. Rated IP65, suitable for wet locations. 4KV surge protection and 1/2" NPT threaded nipple come in standard.

#### Mounting

Available in knuckle and yoke mounting options for flood lighting, pole, ground applications.

#### Certifications / Regulatory

cULus listed for wet location rated.  
IP65 rated.

#### Electrical

Luminaire utilizes long life, high efficacy LEDs and reliable LED driver. Operating temperatures is -40°F-104°F and 120-277V input voltage for increased versatility.

#### Optics

Precision-formed heat-resistant polycarbonate optical lens system reduces glare and improves safety and security by delivering high efficiency illumination with precise optical distribution.

#### Warranty

5-year limited warranty. See complete warranty terms for details.

### Quick Ship Product

FLW-12/40K-K  
FLW-12/50K-K  
FLW-20/40K-K  
FLW-20/50K-K  
FLW-20/50K-Y  
FLW-30/50K-Y  
FLW-50/50K-Y  
FLW-75/50K-Y

## ORDERING INFORMATION

Sample Number: FLW-12/50K-K

Series	Lumen Package					CRI
FLW - LED Flood Light	12 - 12W, 1400lm	20 - 20W, 2400lm	30 - 30W, 4200lm	50 - 50W, 6700lm	75 - 75W, 9250lm	(Blank) - 70CRI
CCT	Input Voltage	Mounting Option	Finish	Accessories		
40K - 4000K 50K - 5000K	(Blank) - 120-277V	K - Knuckle Y - Yoke	(Blank) - Bronze	LGS-BN - Ground stake (Field install)		

## SUMMARY

Input Voltage	100-277V
Input Power	See energy data for details
Power Factor	> 0.9
THD (Max.)	20%
Efficacy	See energy data for details
Delivered Lumens	See energy data for details
CRI	> 70
CCT	4000K, 5000K
Operating Temp.	-40°F ~ 104°F (-40°C ~ +40°C)
Rated Life	70,000 hours
IP Grade	Outdoor, wet locations, IP65 rating
Surge protection	4KV

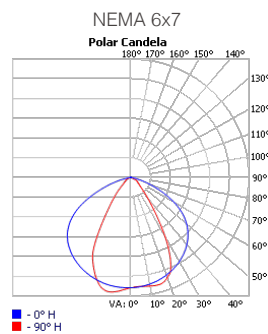
## ENERGY PERFORMANCE DATA

Part No.	Rated Wattage (W)	Delivered Lumens (lm)	Efficacy (lm/W)
FLW-12	12	1400	117
FLW-20	20	2400	120
FLW-30	30	4200	140
FLW-50	50	6700	134
FLW-75	75	9250	123

\*The delivered lumens above are based on highest wattage and 4000K.

\*\*Default setting at time of shipping are highest wattage and highest CCT.

## OPTICS



## MOUNTING INFORMATION

Knuckle Mount

Yoke Mount

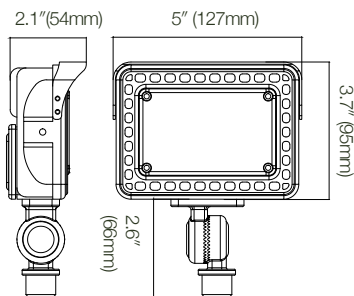


## PHYSICAL PARAMETERS

### DIMENSION

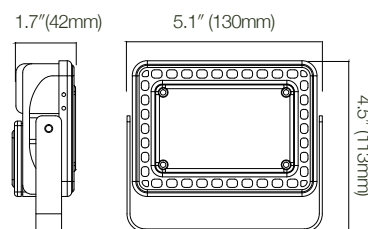
#### FLW-12 & 20 -K

1.10 Lbs.



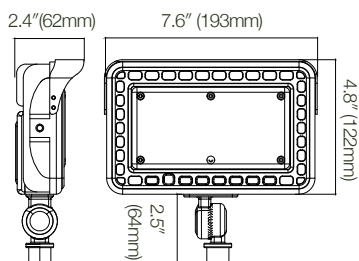
#### FLW-12 & 20 -Y

1.10 Lbs.



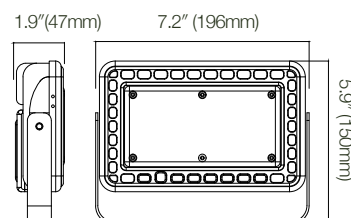
#### FLW-30 -K

2.09 Lbs.



#### FLW-30 -Y

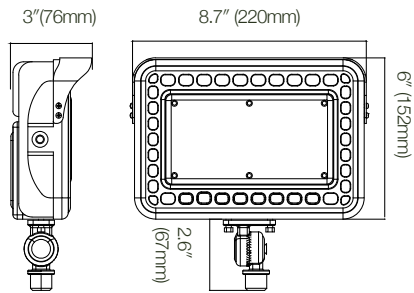
2.09 Lbs.



DIMENSION

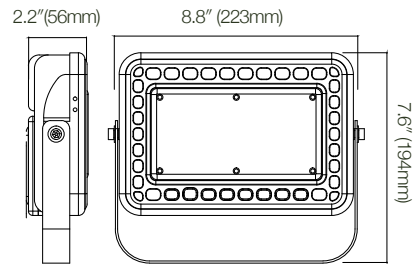
FLW-50 -K

2.93 Lbs.



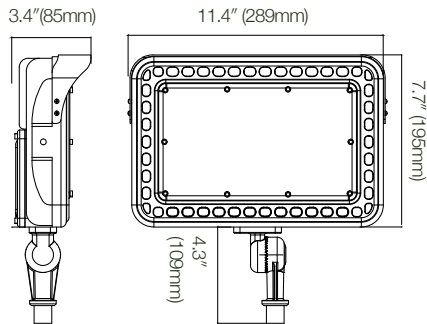
FLW-50 -Y

2.93 Lbs.



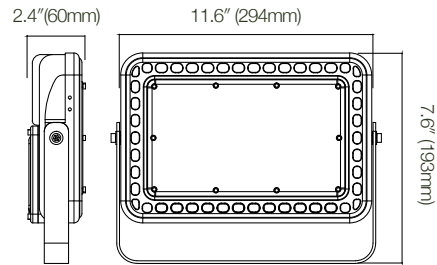
FLW-75 -K

5.16 Lbs.



FLW-75 -Y

5.16 Lbs.



LGS-BN

Ground stake

