



PROJECT

TYPE

DATE

ITEM NO.

NOTE

DIE-CASING LED LINEAR HIGH BAY

HBDM Series

Die-Cast High Bay

DESCRIPTION

HBDM is a super compact design with die-cast aluminum housing, lumen and CCT selectable features, dual lensed linear high bay. It delivers maximum 70000lm, PIR and microwave sensors ready and supports easy install at field, no wiring required. Standard 90°90° beam angle lens with superior optical control delivers optimal performance while reducing high angle glare.

APPLICATION

Various commercial and industrial applications with high ceilings: warehouse, factories, workshops, retail, grocery, gymnasiums, exhibition halls.



SPECIFICATION FEATURES

Construction

Rigid, low-profile, compact, die-cast aluminum housing provides added protection for LED components and optimal performance. PIR and wireless sensors optional.

Mounting

Comes standard with V-hook and chain for suspension mount. Various mounting options available: Surface, air craft cable suspension, pendant mount.

Finish

Highly reflectivity finish. Baked white paint, applied after fabrication.

Electrical

Luminaire utilizes long life, high efficacy LEDs and a highly efficient, reliable LED driver. 3 level wattage switches for lumens output and 4000/5000K CCT selectable, 120-277V operating voltage, 0-10V dim-to-off comes standard, with Aux12V ready and sensor receptacle for DC sensors that supports field installed.

Optics

Dual polycarbonate lensed and 90°90° beam angle as standard.

Certifications / Regulatory

cULus listed for dry and damp locations rated.

Warranty

7-year limited warranty. See complete warranty terms for details.

Quick Ship Product

HBDM-(500/440/300)/8A

ORDERING INFORMATION

Sample Number: HBDM-(500/440/300)/8A

Series	Lumen Package	CRI	CCT	Input Voltage	Optics
HBDM - Die-Casting LED High Bay	(500/440/300) - 500/440/300W, 70000/61600/42000lm (250/220/150) - 250/220/150W, 35000/30800/21000lm	8 - 80CRI	A - CCT Adjustable (5000/4000K)	(Blank) - 120-277V 480 - 277-480V	(Blank) - Diffuser with 90x90°

Control Option	Emergency Backup	Accessories
OS - Bi-level dimming PIR sensor and daylight switch, field install in 5 seconds (Required RC-100 Sensor Configuration Tool) OS-BLE - Wireless Bluetooth with PIR sensor AWNR - Lutron Athena wireless node integral fixture control (RF only) AWNS - Lutron Athena wireless node integral fixture control (RF with daylight and occupancy sensing) *	EM40W - 40W constant power in emergency mode** HBDC-EM-MK - Mounting kit for EM **Emergency backup is not suitable for Pendant mount installation.	HBDM-WG - Wire Guard HB-ACC - 3.3' Aircraft cable suspension kit HBDM-SMK - Surface Mount Kit HBDM-PMK - Single-point pendant mount kit for 3/4" NPT stems (stems not provided)

*Recommended to be used at heights of 8-12 feet for optimal coverage.

SUMMARY

Input Voltage	120-277V
Input Frequency	50/60 Hz
Power Factor	> 0.9
THD (Max.)	< 20%
Efficacy	140 LPW
Controls/ Dimming	Full Range 0-10V dimming standard
Dimming Range	10-100%
CRI	>80
CCT	4000/5000K Adjustable
Operating Temp.	-40°F to 122°F (-40°C to 50°C)
Surge Protection	6KV
IK Rated	IK06
Rated Life	70,000 hours

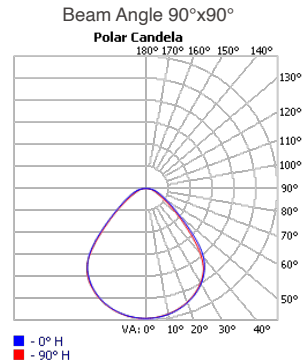
ENERGY PERFORMANCE DATA

Part No.	Rated Wattage (W)	Delivered Lumens (lm)	Efficacy (lm/W)
HBDM-(500/440/300)/8A	500/440/300	70000/61600/42000	140
HBDM-(250/220/150)/8A	250/220/150	35000/30800/21000	

*The delivered lumens above are based on 4000K.

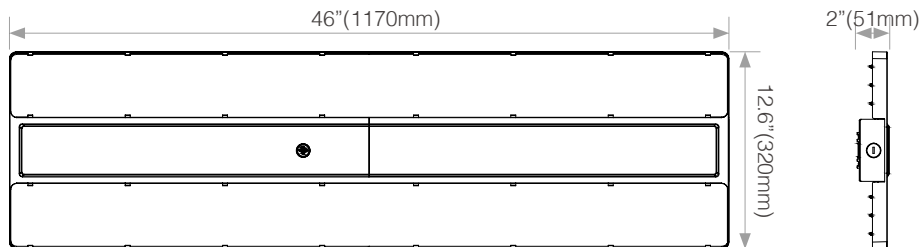
**Default setting at time of shipping are highest wattage and highest CCT.

OPTICS



PHYSICAL PARAMETERS

DIMENSION



CONTROLS (Field install in 5 seconds)

OS:MMS-DC-PIR4T

OS-BLE: MMS-PIR4T-BLE-SR



RC-100



AWNDR: (Athena wireless node RF only)

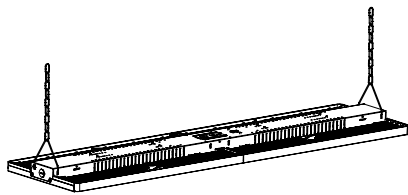


AWNS: (Athena wireless node with daylight and occupancy sensing)

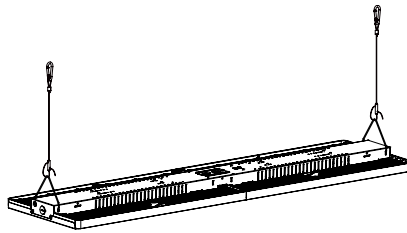


ACCESSORIES

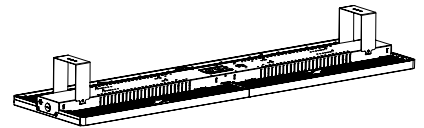
Suspension mount (Default and included)



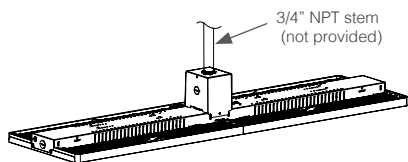
HB-ACC



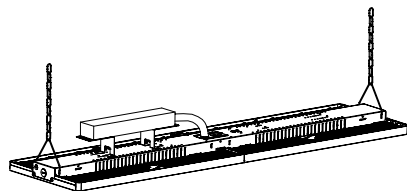
HBDM-SMK



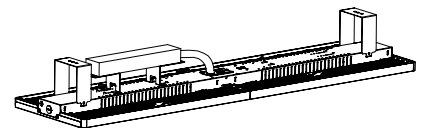
HBDM-PMK



Suspension mount with EM



Surface mount with EM



HBDM-WG

