



PROJECT

TYPE

DATE

ITEM NO.

NOTE

HIGH EFFICACY LED HIGH BAY

HEBS Series

High Bay

DESCRIPTION

The HEBS Series High Efficacy Linear LED High Bay delivers high lumen output, long life, economic solution, and no restrike time. This energy-efficient LED luminaire offers one-to-one replacement of existing HID or fluorescent high bays. Precision-formed reflectors delivers adequate light in high mounting applications. Modular driver and LED arrays. Economic solution to optimize payback. Capable of being operated with occupancy sensor and wireless controller.

APPLICATION

Various commercial industrial applications with high ceilings: warehouse, manufacturing facilities, retail, gymnasiums, grocery.

SPECIFICATION FEATURES

Construction

Rigid, low-profile steel housing. Precision-engineered and manufactured optics to optimize light delivery to the working plane. Convenient mounting options and sufficient knockouts for controls integration and multiple connection options. Housing features radiator slots for heat dissipation and low temperature LED operation. LED module and driver are replaceable.

Mounting

Comes standard with V-hook and chain for suspension mount. Various mounting options available: surface, air craft cable for suspension mount, and 3/8" NPT pendant mount.

Finish

Highly reflectivity finish. Baked white paint, applied after fabrication.

Electrical

Luminaire utilizes long life, high efficacy LEDs and a highly efficient, reliable LED driver. 120-277V input voltage for increased versatility. 0-10V continuous dimming and sensor receptacle available. Comes equipped with quick disconnect for compliance with US code.

Optics

Die formed, 95% reflectivity optical reflectors optimizes performance and light delivery. Comes standard with high transmission frosted lens.

Certifications / Regulatory

cULus Listed for dry and damp locations. DLC5.1 Premium Listed.

Warranty

7-year limited warranty. See complete warranty terms for details.



Quick Ship Product

HEBS-2(160/140/120)/850-12V
HEBS-4(400/360/270)/840-12V

ORDERING INFORMATION

Sample Number: HEBS-2(160/140/120)/850-12V

Series	Length	Lumen Package		CRI	CCT	Auxiliary Power
HEBS - High Efficacy LED High Bay	2 - 2'	2'	4'	8 - 80CRI	40 - 4000K	(Blank) - without aux 12V
	4 - 4'	2(160/140/120) - 160/140/120W, 24000/21000/18000lm	4(400/360/270) - 400/360/270W, 60000/54000/40500lm		50 - 5000K	12V - with aux 12V

Input Voltage	Control Option	Emergency Backup
(Blank) - 120-277V C - 120-347V 480 - 480V	OS - Bi-level dimming PIR sensor and daylight switch, field install in 5 seconds (Required RC-100 Sensor Configuration Tool) OS-BLE - Wireless Bluetooth with PIR sensor AWN-R - Lutron Athena wireless node integral fixture control (RF only) AWN-S - Lutron Athena wireless node integral fixture control (RF with daylight and occupancy sensing) *	EM15W - 15W constant power with integrated self-diagnostic test

*Recommended to be used at heights of 8-12 feet for optimal coverage.

Assembly in USA	Accessories
(Blank) - Non-BAA BAA - Assembly in USA	WG - Wire Guard (see pg. 3 for details) PMK - Single-point pendant mount kit (NPT or stems not provided) ACC - Aircraft cable suspension kit SMK - Surface Mount Kit

SUMMARY

Input Voltage	120-277V
Input Frequency	50/60 Hz
Power Factor	> 0.95
THD (Max.)	20%
Efficacy	150 LPW
Controls/ Dimming	Full Range 0-10V dimming standard
Dimming Range	10-100%
CRI	82
CCT	4000K and 5000K
Operating Temp.	-4°F ~ 122°F (-20°C ~ 50°C)
Rated Life	70,000 hours

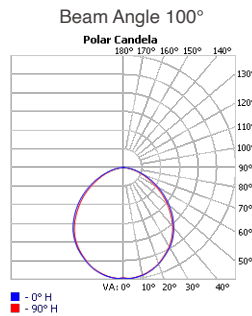
ENERGY PERFORMANCE DATA

Form Factor	Part No.	Rated Wattage (W)	Delivered Lumens (lm)	Efficacy (lm/W)
2' Frosted Lens	HEBS-2(160/140/120)/840	160/140/120	24000/21000/18000	150
	HEBS-2(160/140/120)/850			
4' Frosted Lens	HEBS-4(400/360/270)/840	400/360/270	60000/54000/40500	150
	HEBS-4(400/360/270)/850			

*The delivered lumens above are based on highest wattage and 4000K.

**Default setting at time of shipping are highest wattage and highest CCT.

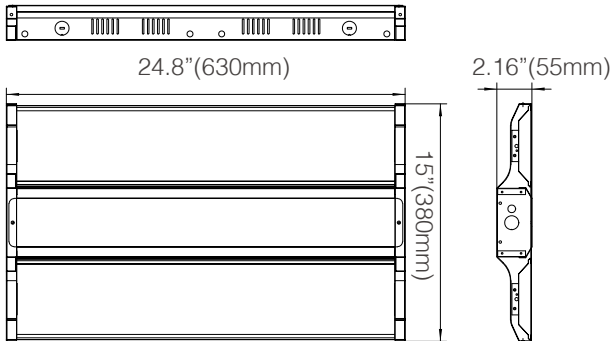
OPTICS



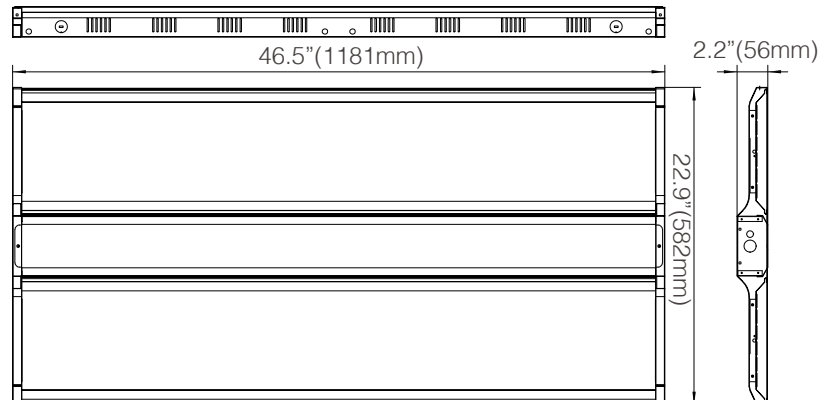
PHYSICAL PARAMETERS

DIMENSION

HEBS-2(160/140/120)



HEBS-4(400/360/270)



CONTROLS (Field install in 5 seconds)

OS:MMS-DC-PIR4T

OS-BLE: MMS-PIR4T-BLE-SR



RC-100



AWN: (Athena wireless node RF only)

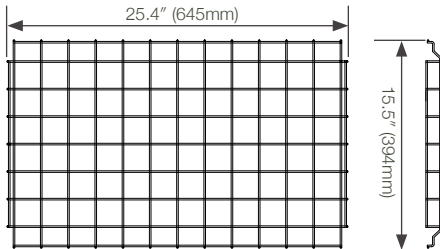


AWNS: (Athena wireless node with daylight and occupancy sensing)



WIRE GUARD

HEBS-WG-2FT1.3W for HEBS-2



HEBS-WG-4FT1.9W for HEBS-4(400/360/270)

