



PROJECT

TYPE

DATE

ITEM NO.

NOTE

## ARCHITECTURAL LED LINEAR-DIRECT

## ILA Series

LED Linear Luminaire

## DESCRIPTION

The Alphalite ILA Series makes it an ideal choice for size-restricted architectural applications. The ILA Series can be the illumination solution in commercial, industrial, retail, and residential applications. Fixtures can be used in storage/utility areas, coves, display cases, shops, tasks, and general area lighting.

## APPLICATION

A versatile solution for general purpose applications. Ideal for parking garages, corridors, hallways, stairwells, offices, closets, storage rooms, and spaces that demand energy demand reduction and high-quality light.



## SPECIFICATION FEATURES

## Benefits

- Lower installation costs and maintenance costs
- CCT field adjustable
- High quality light for a more productive space
- Multiple mounting options
- Convenient access to replaceable, standard components reduces life cycle costs

## Construction

Housing constructed of extruded aluminum. Polycarbonate diffuser lens provides even and consistent light while eliminating pixelation and glare. Toolless removal of diffuser allows access to LED array. LED module and driver are replaceable. Housing and optics maintain damp location rating with all internal components.

## Finish

Highly reflective finish. Baked paint applied after fabrication.

## Electrical

120-347V input voltage for increased versatility. 0-10V continuous dimming comes standard. Ideal when used in conjunction with controls and sensors. Comes equipped with a quick disconnect for compliance with US code.

## Optics

The LED light engine and integrated optics deliver enhanced light quality and distribution. Diffuser and reflector are designed LED light consistently, reducing glare and pixelation. The beam angle of direct light is 110°.

## Certifications / Regulatory

cETLus, IC rated, DLC5.1 Standard Listed. (6FT DLC is not listed)

## Warranty

5-year limited warranty. See complete warranty terms for details.

## Quick Ship Product

ILA-4DB(40)-8AK-BK  
ILA-4DB(40)-8AK-WH  
ILA-8DB(70)-8AK-BK  
ILA-8DB(70)-8AK-WH

## ORDERING INFORMATION

Sample Number: ILA-4DB(40)-8AK-WH

Series	Length	Lumen Package				CRI	CCT
ILA	2 - 2'	2'	4'	6'	8'	8 - 80+ CRI	AK - Adjustable CCT (4000/3500/3000K)
- Architectural LED	4 - 4'	2DB(20)	4DB(40)	6DB(50)	8DB(70)	9 - 90+ CRI	
Linear	6 - 6'	- 20W, 2600lm	- 40W, 5200lm	- 50W, 6500lm	- 70W, 9100lm		
	8 - 8'	Note: check the details as energy performance data.					

Optics	Control Option	Emergency Backup	Color	Assembly in USA
(Blank) - Diffuser with 110°x110° P - Parabolic lens (UGR<19) BA - Batwing distribution WW - Wall Wash distribution	OS - Step dimming PIR motion sensor and daylight sensor MMS - Step dimming Microwave Sensor and daylight sensor AWNRR - Lutron Athena wireless node integral fixture control (RF only) AWNRS - Lutron Athena wireless node integral fixture control (RF with daylight and occupancy sensing) Remarks: Sensor configuration tool remote control required, not included	EM6W - 6-watt Constant Power, 90 min. (available for 2ft ILA) EM15W - 15-watt Constant Power with integrated self-diagnostic test, 90 min. (available for 4, 6, and 8ft ILA)	WH - White BK - Black	(Blank) - Non-BAA BAA - Assembly in USA

## Accessories

<b>Connector</b> ILA-LDB(20) - L shape connector ILA-TDB(30) - T shape connector ILA-XDB(40) - X shape connector	ILA-PSCA-CRD7-(WH/BK) - Canopy with AC cable K/O + AC cable + 6.5ft aircraft cable ILA-SCA-(WH/BK) - Canopy + 6.5ft aircraft cable <b>Pendant Mount</b> ILA-PMK-(WH/BK) - Pendant mount kit, suitable for 3/8" and 1/2" OD stem (Stems not provided) <b>Wall Mount</b> ILA-WMKB-(WH/BK) - Wall Mount Kit suitable for all ILA series (Required field modification or request factory modification in advance) ILA-WMKC-4FT-(WH/BK) - Wall Mount Kit only suitable for ILA-4ft	<b>Surface Mount</b> ILA-SMK-xFT-(WH/BK) - Surface mount kit <b>Ceiling Recessed Mount</b> ILA-TRIMS-xFT-(WH/BK) - Trim for recessed mount ILA-MSC - Springs clips kit (Factory installed and TRIMS required) ILA-TR - T-bar recessed mount kit (TRIMS optional) ILA-FR - Frange recessed mount kit (TRIMS optional) ILA-CRD7-(WH/BK) - 7ft 5 cords AC cable in (white or black) color with connector	ILA-CRD13-(WH/BK) - 13ft 5 cords AC cable in (white or black) color with connector ILA-CRD7-300-EM-(WH/BK) - 7ft 6 cords 300V AC cable in (white or black) color with connector ILA-LB - Linking bracket ILA-UCOVER-(WH/BK) - U cover for connection, 100% no light leak
---------------------------------------------------------------------------------------------------------------------------	----------------------------------------------------------------------------------------------------------------------------------------------------------------------------------------------------------------------------------------------------------------------------------------------------------------------------------------------------------------------------------------------------------------------------------------------------------------------------------------------------	----------------------------------------------------------------------------------------------------------------------------------------------------------------------------------------------------------------------------------------------------------------------------------------------------------------------------------------------------------------------------------------------------------------------------	-----------------------------------------------------------------------------------------------------------------------------------------------------------------------------------------------------------------------------------------------------------------------------------

## SUMMARY

Input Voltage	120-347V
Input Power	20-70W
Efficiency	>115LPW
Color Temp.	4000K/3500K/3000K Selectable
CRI	>80
Power Factor	>0.90
Dimmable	Full Range 0-10V dimming standard
Dimming Range	10-100%
Operating Temp.	-22°F to 122°F (-30°C to 50°C)
Rated Life	50,000 hours

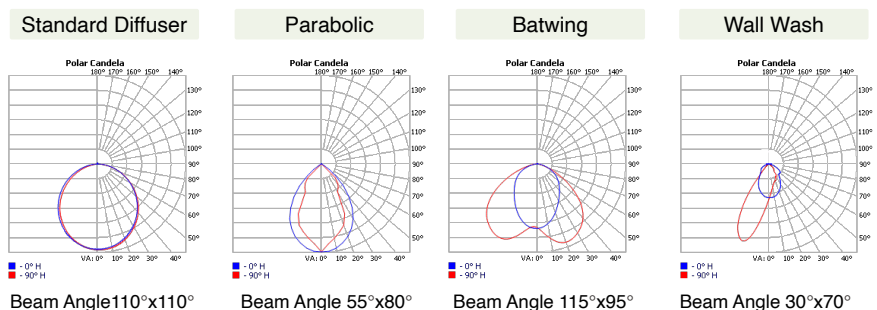
## ENERGY PERFORMANCE DATA

Part No.	Housing Finish	Rated Wattage(W)	Delivered Lumen(lm)	Efficacy (lm/W)
ILA-2DB(20)-8AK	WH	20	2600	120
	BK		2340	117
ILA-4DB(40)-8AK	WH	40	5200	130
	BK		4680	117
ILA-6DB(50)-8AK	WH	50	6500	130
	BK		5850	117
ILA-8DB(70)-8AK	WH	70	9100	130
	BK		8190	117

\*The delivered lumens above are based on highest wattage and 4000K.

\*\*Default setting at time of shipping are highest wattage and highest CCT.

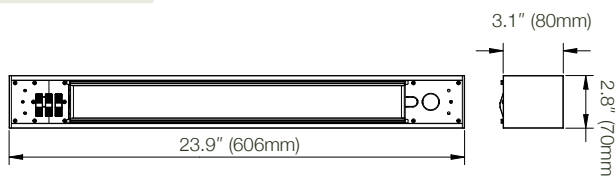
## OPTICS



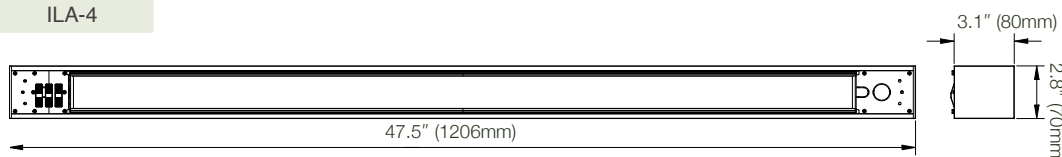
## PHYSICAL PARAMETERS

## DIMENSION

ILA-2

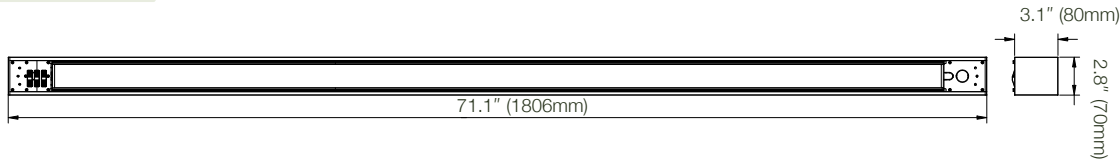


ILA-4

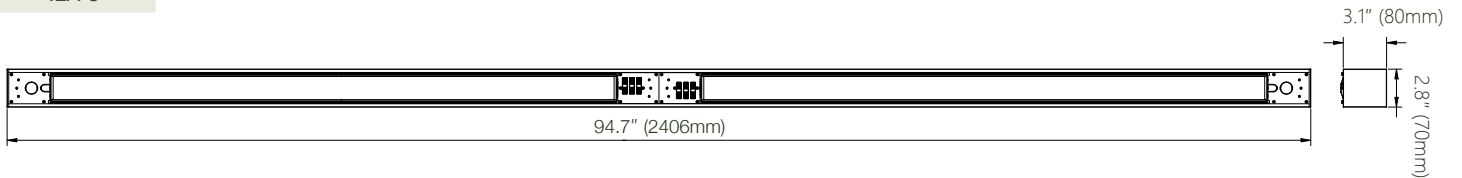


DIMENSION

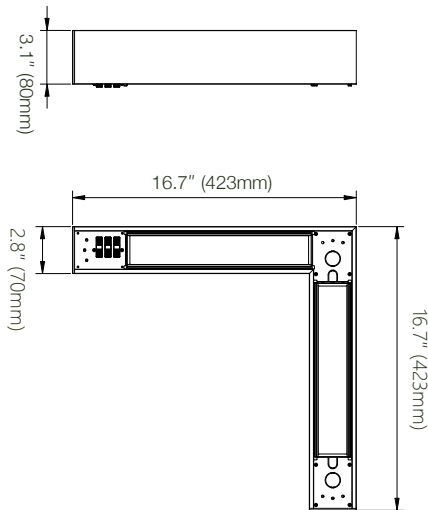
ILA-6



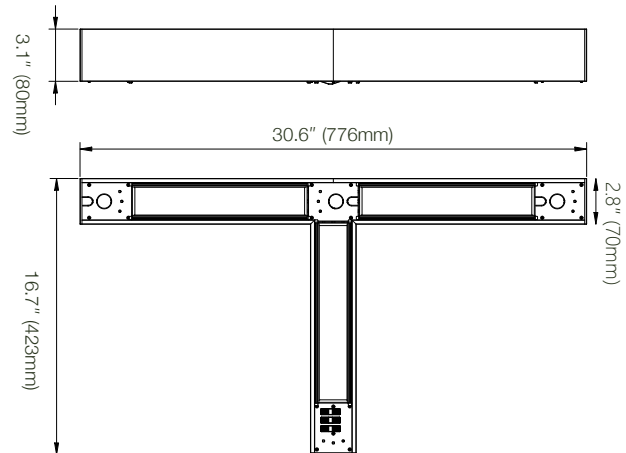
ILA-8



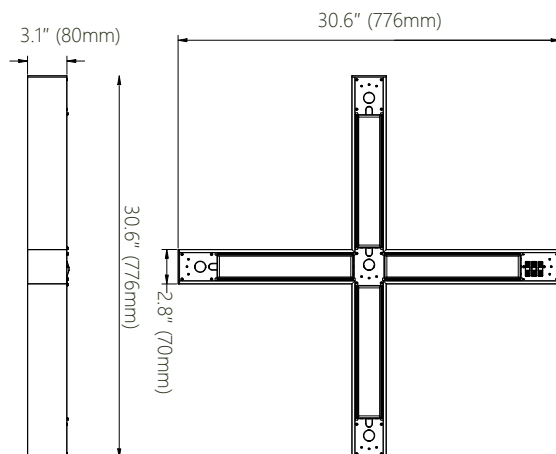
ILA-L



ILA-T



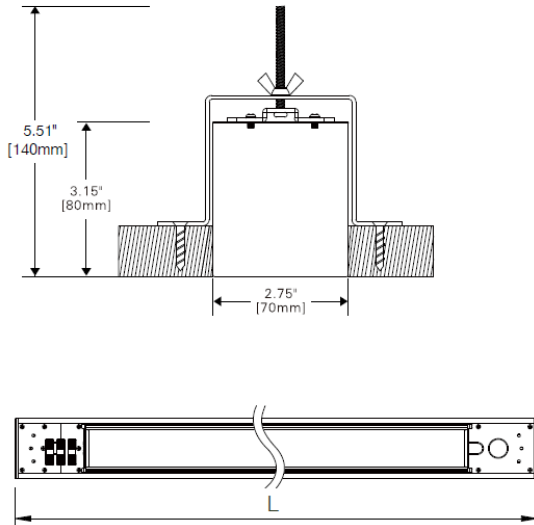
ILA-X



RECESSED - CROSS SECTION VIEW

FRANGE RECESSED

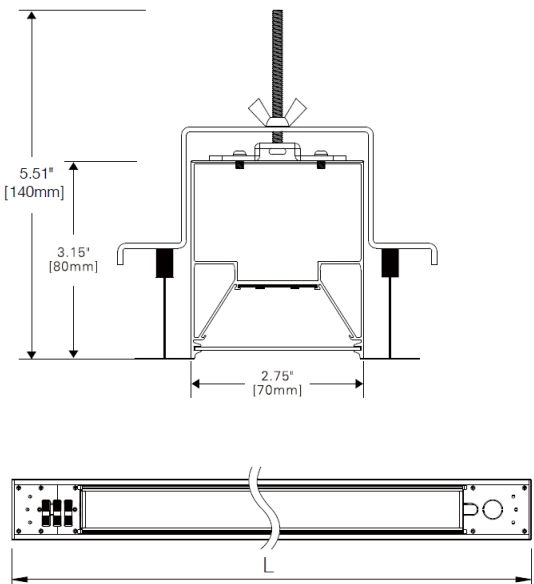
DIMENSION



Nominal	Cut-out L*W*H(Minimum)	Product L*W*H
ILA-2ft	23.9"x2.75"x5.51" [606x70x140mm]	23.9"x2.75"x3.15" [606x70x80mm]
ILA-4ft	47.5"x2.75"x5.51" [1206x70x140mm]	47.5"x2.75"x3.15" [1206x70x80mm]
ILA-6ft	71.1"x2.75"x5.51" [1806x70x140mm]	71.1"x2.75"x3.15" [1806x70x80mm]
ILA-8ft	94.7"x2.75"x5.51" [2406x70x140mm]	94.7"x2.75"x3.15" [2406x70x80mm]

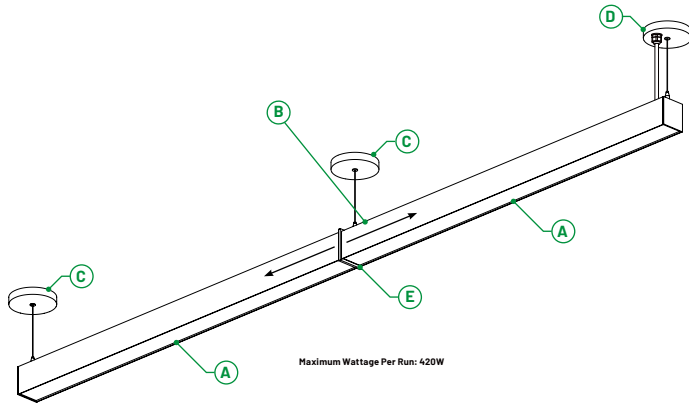
T-BAR RECESSED

DIMENSION

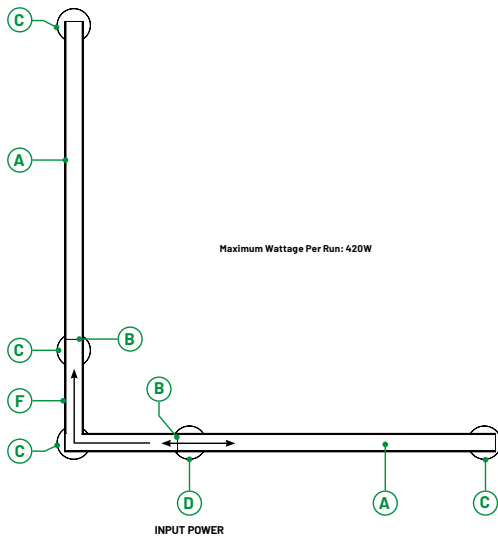


Nominal	Cut-out L*W*H(Minimum)	Product L*W*H
ILA-2ft	23.9"x2.75"x5.51" [606x70x140mm]	23.9"x2.75"x3.15" [606x70x80mm]
ILA-4ft	47.5"x2.75"x5.51" [1206x70x140mm]	47.5"x2.75"x3.15" [1206x70x80mm]
ILA-6ft	71.1"x2.75"x5.51" [1806x70x140mm]	71.1"x2.75"x3.15" [1806x70x80mm]
ILA-8ft	94.7"x2.75"x5.51" [2406x70x140mm]	94.7"x2.75"x3.15" [2406x70x80mm]

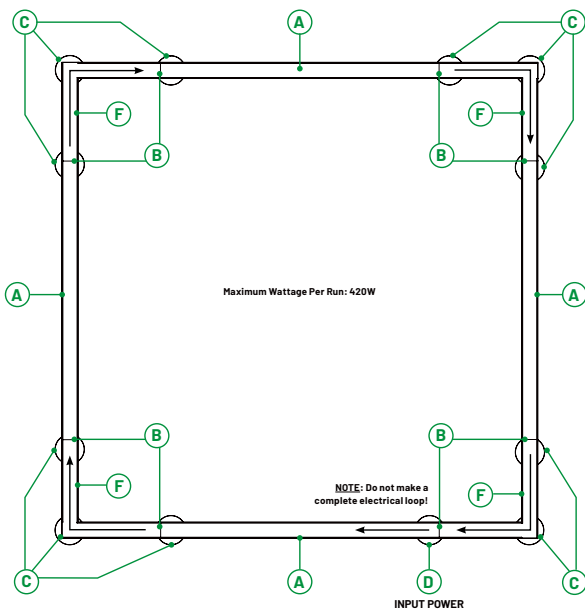
## LINEAR MULTI-DIRECTIONAL LAYOUT



	Part Number	Description	Quantity
A	ILA-2/4/6/8ft	ILA Linear Direct/Indirect Fixture	2
B	ZCN-ILA-xFT	Fixture End Linkable Connector Kit, x=ft	1
C	ILA-SCA	Surface Canopy + 6.5ft Aircraft Cable	2
D	ILA-PSCA-CRD7	Surface Canopy with AC cable K/O + 6.5ft Aircraft Cable + 18CWG 600V 5 wires 7ft AC Cable	1
E	ILA-UCOVER	U-cover(Optional)	1



	Part Number	Description	Quantity
A	ILA-2/4/6/8ft	ILA Linear Direct/Indirect Fixture	2
B	ZCN-ILA-xFT	Fixture End Linkable Connector Kit, x=ft	2
C	ILA-SCA	Surface Canopy + 6.5ft Aircraft Cable	4
D	ILA-PSCA-CRD7	Surface Canopy with AC cable K/O + 6.5ft Aircraft Cable + 18CWG 600V 5 wires 7ft AC Cable	1
F	ILA-LDXXX	L-Connector	1



	Part Number	Description	Quantity
A	ILA-2/4/6/8ft	ILA Linear Direct/Indirect Fixture	4
B	ZCN-ILA-xFT	Fixture End Linkable Connector Kit, x=ft	8
C	ILA-SCA	Surface Canopy + 6.5ft Aircraft Cable	11
D	ILA-PSCA-CRD7	Surface Canopy with AC cable K/O + 6.5ft Aircraft Cable + 18CWG 600V 5 wires 7ft AC Cable	1
F	ILA-LDXXX	L-Connector	4