



PROJECT

TYPE

DATE

ITEM NO.

NOTE

ARCHITECTURAL LED LINEAR-DIRECT

ILA-DID Series

LED Linear Luminaire

DESCRIPTION

The AlphaLite ILA Series makes it an ideal choice for size-restricted architectural applications. The ILA Series can be the illumination solution in commercial, industrial, retail, and residential applications. Fixtures can be used in storage/utility areas, coves, display cases, shops, tasks, and general area lighting.

APPLICATION

A versatile solution for general purpose applications. Ideal for parking garages, corridors, hallways, stairwells, offices, closets, storage rooms, and spaces that demand energy demand reduction and high-quality light.

SPECIFICATION FEATURES

Benefits

- Lower installation costs and maintenance costs
- CCT field adjustable
- High quality light for a more productive space
- Multiple mounting options
- Convenient access to replaceable, standard components reduces life cycle costs
- Direct & Indirect light

Construction

Housing constructed of extruded aluminum. Polycarbonate diffuser lens provides even and consistent light while eliminating pixelation and glare. Toolless removal of diffuser allows access to LED array. LED module and driver are replaceable.

Finish

Highly reflective finish. Baked paint applied after fabrication.

Electrical

120-347V input voltage for increased versatility. 0-10V continuous dimming comes standard. Ideal when used in conjunction with controls and sensors. Comes equipped with a quick disconnect for compliance with US code.

Optics

The LED light engine and integrated optics deliver enhanced light quality and distribution. Diffuser and reflector are designed LED light consistently, reducing glare and pixelation. The beam angle of direct light is 110°.

Certifications / Regulatory

cETLus, IC rated, DLC5.1 Standard Listed. (6FT DLC is not listed)

Warranty

5-year limited warranty. See complete warranty terms for details.



Quick Ship Product

ILA-2DIDB(30)-8AK-BK
ILA-2DIDB(30)-8AK-WH
ILA-4DIDB(50)-8AK-BK
ILA-4DIDB(50)-8AK-WH
ILA-6DIDB(80)-8AK-BK
ILA-6DIDB(80)-8AK-WH
ILA-8DIDB(100)-8AK-BK
ILA-8DIDB(100)-8AK-WH

ORDERING INFORMATION

Sample Number: ILA-4DIDB(50)-8AK-WH

Series	Length	Lumen Package				CRI	CCT
ILA	2 - 2'	2'	4'	6'	8'	8 - 80+ CRI	AK - Adjustable CCT
- Architectural LED	4 - 4'	2DIDB(30)	4DIDB(50)	6DIDB(80)	8DIDB(100)	9 - 90+ CRI	(4000/3500/3000K)
Linear	6 - 6'	- 30W, 4434lm	- 50W, 6500lm	- 80W, 10400lm	- 100W, 13000lm		
	8 - 8'	Note: check the details as energy performance data.					

Optics	Control Option	Emergency Backup	Color	Assembly in USA
(Blank) - Diffuser with 110°x110°	OS - Step dimming PIR motion sensor and daylight sensor	EM6W - 6-watt Constant Power, 90 min.	WH - White	(Blank) - Non-BAA
P - Parabolic lens (UGR<19)	MMS - Step dimming Microwave Sensor and daylight sensor	(available for 2ft ILA)	BK - Black	BAA - Assembly in USA
BA - Batwing distribution	AWN - Lutron Athena wireless node integral fixture control (RF only)	EM15W - 15-watt Constant Power with		
WW - Wall Wash distribution	AWNS - Lutron Athena wireless node integral fixture control (RF with	integrated self-diagnostic test, 90 min.		
*WW only available for direct light	daylight and occupancy sensing)	(available for 4, 6, and 8ft ILA)		
	Remarks: Sensor configuration tool remote control required, not included			

Accessories

Connector

ILA-LDIDB(30) - L shape connector
ILA-TDIDB(40) - T shape connector
ILA-XDIDB(50) - X shape connector

ILA-CRD7-(WH/BK) - 7ft 5 cords AC cable in (white or black) color with connector
ILA-CRD13-(WH/BK) - 13ft 5 cords AC cable in (white or black) color with connector
ILA-CRD7-300-EM-(WH/BK) - 7ft 6 cords 300V AC cable in (white or black) color with connector

ILA-LB - Linking bracket

ILA-UCOVER-(WH/BK) - U cover for connection, 100% no light leak

Suspension Mount

ILA-ACC-(6/12) - 6.5ft or 12ft Aircraft cable without canopy
ILA-PSCA-CRD7-(WH/BK) - Canopy with AC cable K/O + AC cable + 6.5ft aircraft cable
ILA-SCA-(WH/BK) - Canopy + 6.5ft aircraft cable

Pendant Mount

ILA-PMK-(WH/BK) - Pendant mount kit, suitable for 3/8" and 1/2" OD stem (Stems not provided)

Wall Mount

ILA-WMKB-(WH/BK) - Wall Mount Kit suitable for all ILA series (Requires field modification or request factory modification in advance)

ILA-WMKC-4FT-(WH/BK) - Wall Mount Kit only suitable for ILA-4ft

SUMMARY

Input Voltage	120-347V
Input Power	30-100W
Efficiency	>115LPW
Color Temp.	4000K/3500K/3000K Selectable
CRI	>80
Power Factor	>0.90
Dimmable	Full Range 0-10V dimming standard
Dimming Range	10-100%
Operating Temp.	-22°F to 122°F (-30°C to 50°C)
Rated Life	50,000 hours

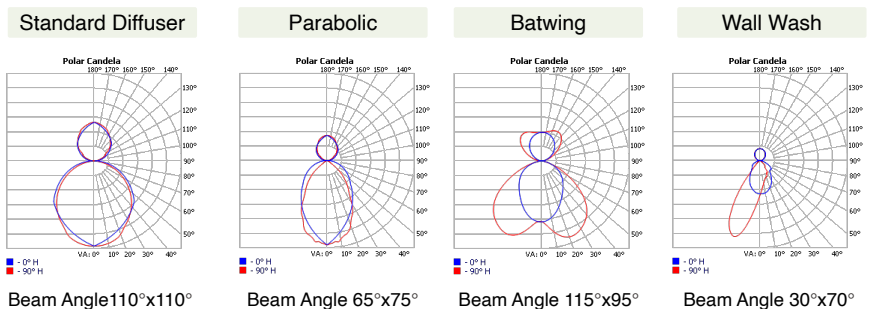
ENERGY PERFORMANCE DATA

Part No.	Housing Finish	Rated Wattage(W)	Delivered Lumen(lm)	Efficacy (lm/W)
ILA-2DIDB(30)-8AK	WH	20W Direct & 10W Indirect	4434	120
	BK		3510	117
ILA-4DIDB(50)-8AK	WH	35W Direct & 15W Indirect	6500	130
	BK		5850	117
ILA-6DIDB(80)-8AK	WH	50W Direct & 30W Indirect	10400	130
	BK		9360	117
ILA-8DIDB(100)-8AK	WH	70W Direct & 30W Indirect	13000	130
	BK		11700	117

*The delivered lumens above are based on highest wattage and 4000K.

**Default setting at time of shipping are highest wattage and highest CCT.

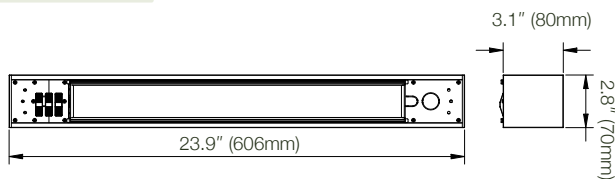
OPTICS



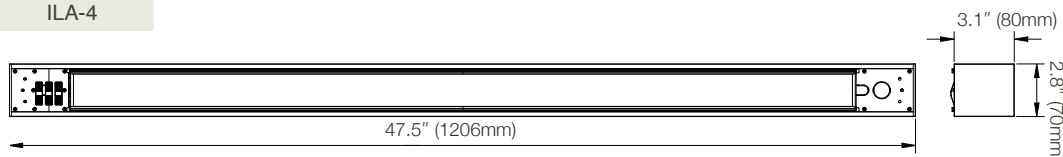
PHYSICAL PARAMETERS

DIMENSION

ILA-2

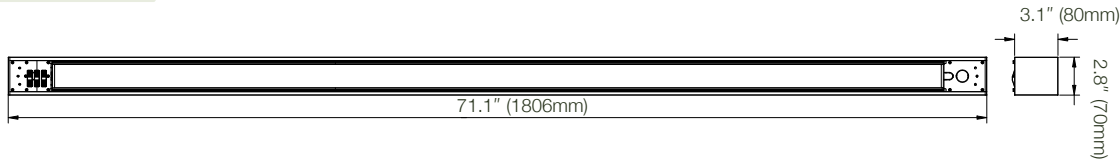


ILA-4

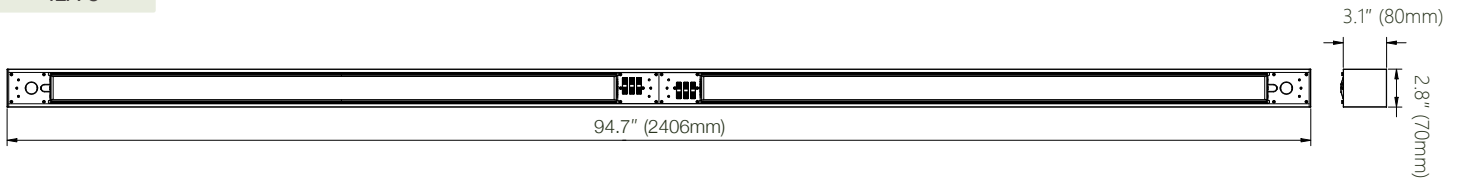


DIMENSION

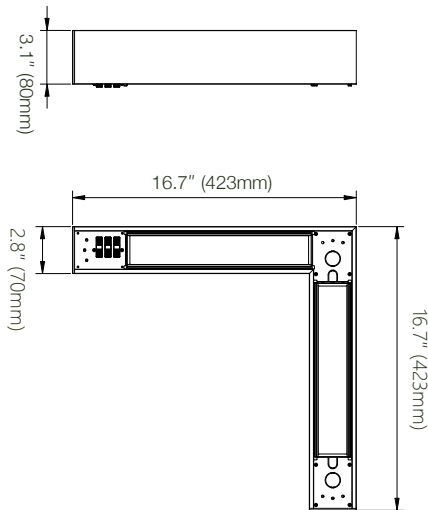
ILA-6



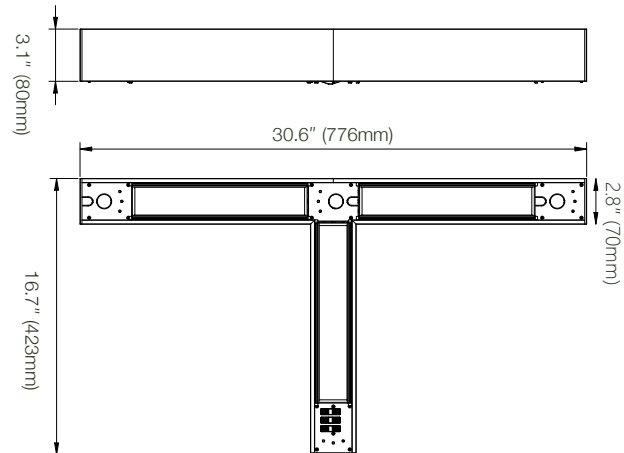
ILA-8



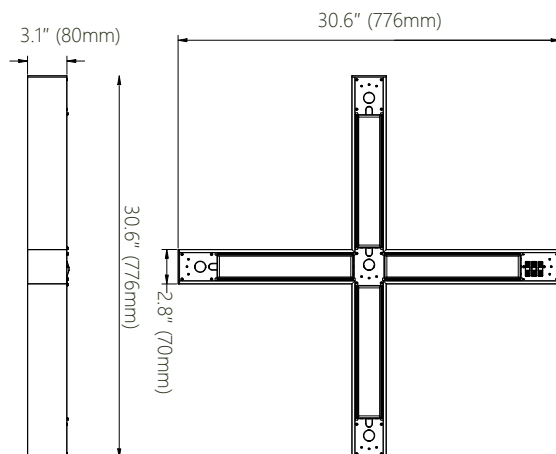
ILA-L



ILA-T



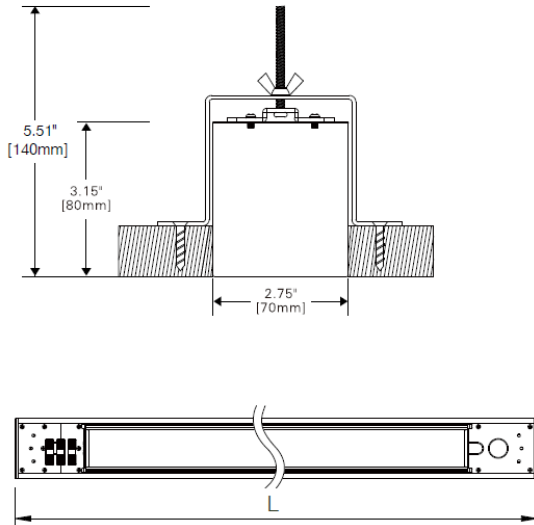
ILA-X



RECESSED - CROSS SECTION VIEW

FRANGE RECESSED

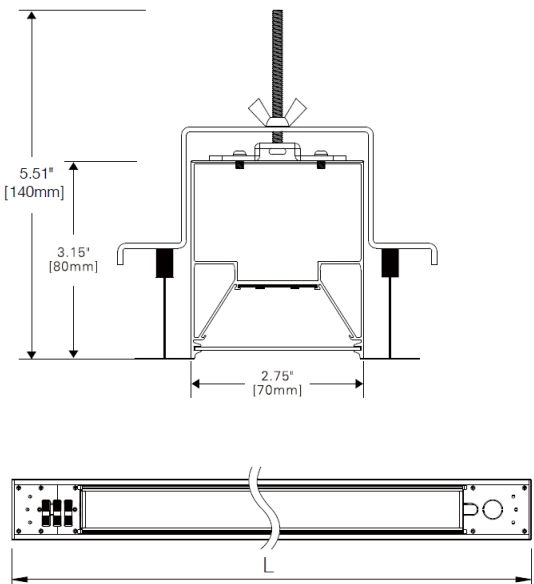
DIMENSION



Nominal	Cut-out L*W*H(Minimum)	Product L*W*H
ILA-2ft	23.9"x2.75"x5.51" [606x70x140mm]	23.9"x2.75"x3.15" [606x70x80mm]
ILA-4ft	47.5"x2.75"x5.51" [1206x70x140mm]	47.5"x2.75"x3.15" [1206x70x80mm]
ILA-6ft	71.1"x2.75"x5.51" [1806x70x140mm]	71.1"x2.75"x3.15" [1806x70x80mm]
ILA-8ft	94.7"x2.75"x5.51" [2406x70x140mm]	94.7"x2.75"x3.15" [2406x70x80mm]

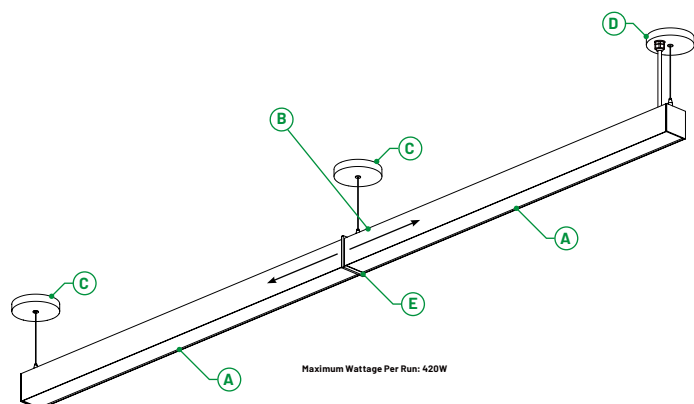
T-BAR RECESSED

DIMENSION

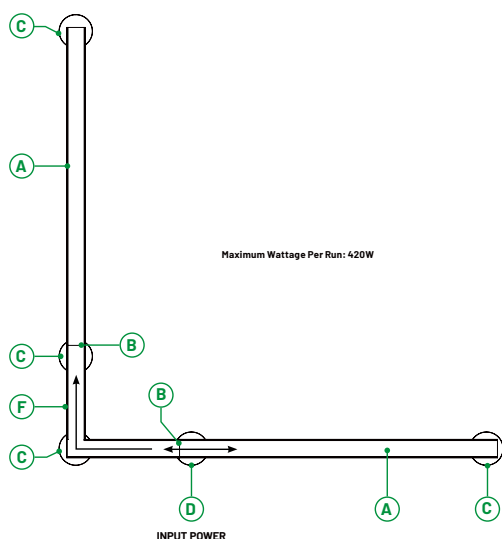


Nominal	Cut-out L*W*H(Minimum)	Product L*W*H
ILA-2ft	23.9"x2.75"x5.51" [606x70x140mm]	23.9"x2.75"x3.15" [606x70x80mm]
ILA-4ft	47.5"x2.75"x5.51" [1206x70x140mm]	47.5"x2.75"x3.15" [1206x70x80mm]
ILA-6ft	71.1"x2.75"x5.51" [1806x70x140mm]	71.1"x2.75"x3.15" [1806x70x80mm]
ILA-8ft	94.7"x2.75"x5.51" [2406x70x140mm]	94.7"x2.75"x3.15" [2406x70x80mm]

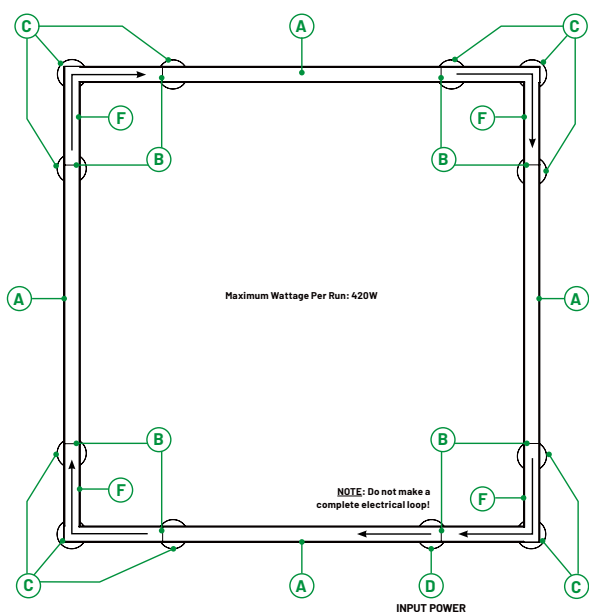
LINEAR MULTI-DIRECTIONAL LAYOUT



	Part Number	Description	Quantity
A	ILA-2/4/6/8ft	ILA Linear Direct/Indirect Fixture	2
B	ZCN-ILA-xFT	Fixture End Linkable Connector Kit, x=ft	1
C	ILA-SCA	Surface Canopy + 6.5ft Aircraft Cable	2
D	ILA-PSCA-CRD7	Surface Canopy with AC cable K/O + 6.5ft Aircraft Cable + 18CWG 600V 5 wires 7ft AC Cable	1
E	ILA-UCOVER	U-cover(Optional)	1



	Part Number	Description	Quantity
A	ILA-2/4/6/8ft	ILA Linear Direct/Indirect Fixture	2
B	ZCN-ILA-xFT	Fixture End Linkable Connector Kit, x=ft	2
C	ILA-SCA	Surface Canopy + 6.5ft Aircraft Cable	4
D	ILA-PSCA-CRD7	Surface Canopy with AC cable K/O + 6.5ft Aircraft Cable + 18CWG 600V 5 wires 7ft AC Cable	1
F	ILA-LDXXX	L-Connector	1



	Part Number	Description	Quantity
A	ILA-2/4/6/8ft	ILA Linear Direct/Indirect Fixture	4
B	ZCN-ILA-xFT	Fixture End Linkable Connector Kit, x=ft	8
C	ILA-SCA	Surface Canopy + 6.5ft Aircraft Cable	11
D	ILA-PSCA-CRD7	Surface Canopy with AC cable K/O + 6.5ft Aircraft Cable + 18CWG 600V 5 wires 7ft AC Cable	1
F	ILA-LDXXX	L-Connector	4