



PROJECT

TYPE

DATE

ITEM NO.

NOTE

ARCHITECTURAL LED LINEAR CONNECTOR

ILA Series


LED Linear Luminaires

DESCRIPTION

The AlphaLite ILA Series makes it an ideal choice for size-restricted architectural applications. The ILA Series can be the illumination solution in commercial, industrial, retail, and residential applications. Fixtures can be used in storage/utility areas, coves, display cases, shops, tasks, and general area lighting.

APPLICATION

A versatile solution for general purpose applications. Ideal for parking garages, corridors, hallways, stairwells, offices, closets, storage rooms, and spaces that demand energy demand reduction and high-quality light.



SPECIFICATION FEATURES

Benefits

- Lower installation costs and maintenance costs
- Lower energy costs
- High quality light for a more productive space
- Multiple mounting options
- Convenient access to replaceable, standard components reduces life cycle costs

Construction

Housing constructed of extruded aluminum. Polycarbonate diffuser lens provides even and consistent light while eliminating pixelation and glare. Toolless removal of diffuser allows access to LED array. LED module and driver are replaceable. Housing and optics maintain damp location rating with all internal components.

Finish

Highly reflective finish. Baked paint applied after fabrication.

Electrical

120-347V input voltage for increased versatility. 0-10V continuous dimming comes standard. Ideal when used in conjunction with controls and sensors. Comes equipped with a quick disconnect for compliance with US code.

Optics

The LED light engine and integrated optics deliver enhanced light quality and distribution. Diffuser and reflector are designed LED light consistently, reducing glare and pixelation. The beam angle of direct light is 110°.

Certifications / Regulatory

cETLus, IC rated.

Warranty

5-year limited warranty. See complete warranty terms for details.

Quick Ship Product

ILA-LDIDC(30)-8AK-BK
ILA-LDIDC(30)-8AK-WH
ILA-TDIDC(40)-8AK-BK
ILA-TDIDC(40)-8AK-WH
ILA-XDIDC(50)-8AK-WH
ILA-XDIDC(50)-8AK-BK

ORDERING INFORMATION

Sample Number: ILA-LDB(20)-8AK-WH

Series	Connector Type	Lumen Package			CRI	CCT
ILA- Architectural LED Linear	L - L shape connector	L	T	X	8 - 80CRI	AK - Adjustable CCT
	T - T shape connector	LDB(20)	TDB(30)	XDB(40)	9 - 90CRI**	(4000/3500/3000K)
	X - X shape connector *offer DB and DIDC versions, see notes.	- 20W, 2600lm LDIDC(30) - 30W, 3450lm	- 30W, 3900lm TDIDC(40) - 40W, 4600lm	- 40W, 5200lm XDIDC(50) - 50W, 5750lm	**about 15% fewer lumens for 90CRI version	

Color	Control option	Emergency Backup	Accessories
WH - White BK - Black	OS - Step dimming PIR motion sensor and daylight sensor MMS - Step dimming Microwave Sensor and daylight sensor SMC - Smart Control System Remarks: Sensor configuration tool remote control required, not included	EM15WS - 15-watt Constant Power with integrated self-diagnostic test, 90 min.	Suspension Mount ILA-ACC-(6/12) - 6.5ft or 12ft Aircraft cable without canopy ILA-PSCA-CRD7-(WH/BK) - Canopy with AC cable K/O + AC cable + 6.5ft aircraft cable ILA-SCA-(WH/BK) - Canopy + 6.5ft aircraft cable Pendant Mount ILA-PMK-(WH/BK) - Pendant mount kit, suitable for 3/8" and 1/2" OD stem (Stems not provided) ILA-CRD7-(WH/BK) - 7ft 5 cords AC cable in (white or black) color with connector ILA-CRD13-(WH/BK) - 13ft 5 cords AC cable in (white or black) color with connector ILA-CRD7-300-EM-(WH/BK) - 7ft 6 cords 300V AC cable in (white or black) color with connector ZCN-ILA-xFT - Fixture end connector kit, x=ft ILA-UCOVER-(WH/BK) - U cover for connection, 100% no light leak

*Notes:

DB: Direct light only, only one toggle for CCT selectable

DIDC: Direct & Indirect light, with 3 toggles.

one for direct CCT selectable

one for indirect CCT selectable

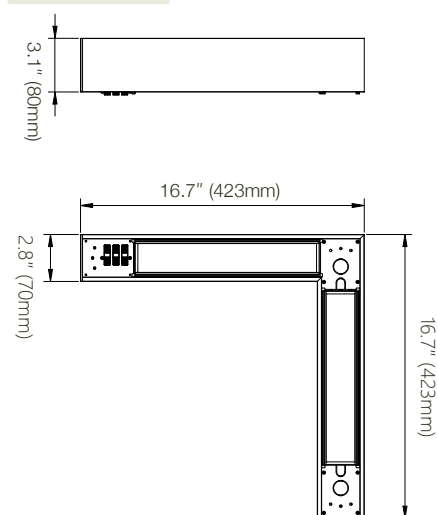
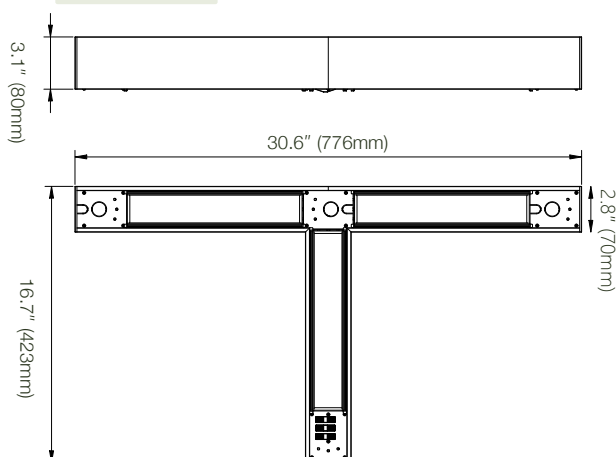
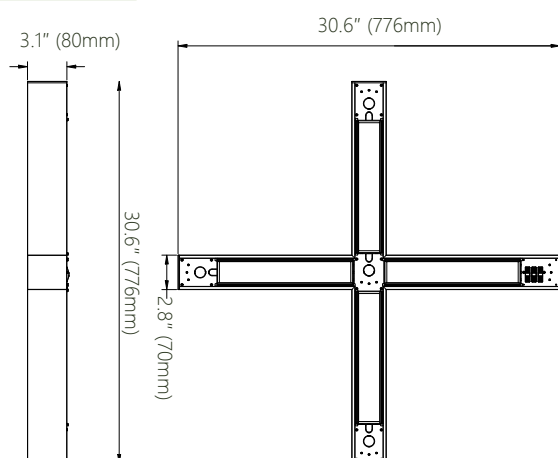
one for indirect or direct selectable

SUMMARY

Input Voltage	120-347V
Input Power	See energy data for details
Efficiency	See energy data for details
Color Temp.	4000K/3500K/3000K Selectable
CRI	>80
Power Factor	>0.90
Dimmable	Full Range 0-10V dimming standard
Dimming Range	10-100%
Operating Temp.	-22°F to 122°F (-30°C to 50°C)
Rated Life	50,000 hours

ENERGY PERFORMANCE DATA

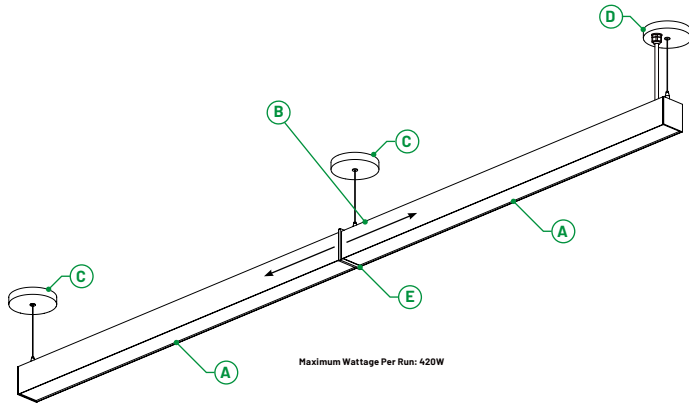
Part No.	Housing Color	Rated Wattage(W)	Delivered Lumen(lm)	Efficacy (lm/W)
ILA-LDB(20)-8AK	WH	20	2600	130
	BK		2340	117
ILA-LDIDC(30)-8AK	WH	30	3450	115
	BK		3150	105
ILA-TDB(30)-8AK	WH	30	3900	130
	BK		3510	117
ILA-TDIDC(40)-8AK	WH	40	4600	115
	BK		4200	105
ILA-XDB(40)-8AK	WH	40	5200	130
	BK		4680	117
ILA-XDIDC(50)-8AK	WH	50	5750	115
	BK		5250	105

PHYSICAL PARAMETERS
DIMENSION
ILA-L

ILA-T

ILA-X

DIP SWITCHES
ILA-DIDC

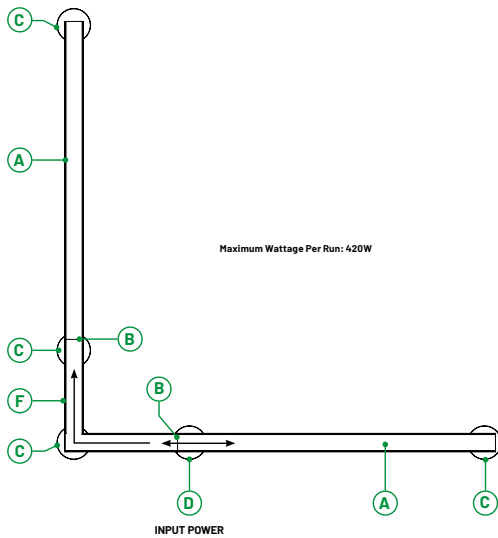
UP 3000K	↑	Down+Up 100%+0%	↑	Down 3000K
3500K	•	Down+Up 70%+30%	•	3500K
4000K UP	↓	Down+Up 0%+100%	↓	4000K Down



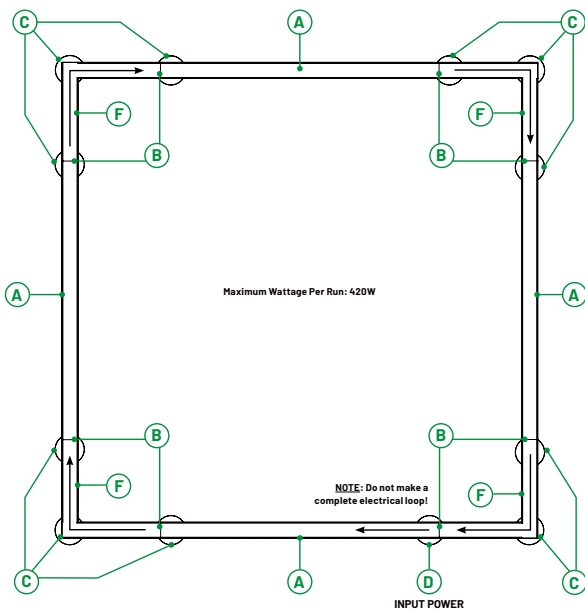
LINEAR MULTI-DIRECTIONAL LAYOUT



	Part Number	Description	Quantity
A	ILA-2/4/6/8ft	ILA Linear Direct/Indirect Fixture	2
B	ZCN-ILA-xFT	Fixture End Linkable Connector Kit, x=ft	1
C	ILA-SCA	Surface Canopy + 6.5ft Aircraft Cable	2
D	ILA-PSCA-CRD7	Surface Canopy with AC cable K/O + 6.5ft Aircraft Cable + 18CWG 600V 5 wires 7ft AC Cable	1
E	ILA-UCOVER	U-cover(Optional)	1



	Part Number	Description	Quantity
A	ILA-2/4/6/8ft	ILA Linear Direct/Indirect Fixture	2
B	ZCN-ILA-xFT	Fixture End Linkable Connector Kit, x=ft	2
C	ILA-SCA	Surface Canopy + 6.5ft Aircraft Cable	4
D	ILA-PSCA-CRD7	Surface Canopy with AC cable K/O + 6.5ft Aircraft Cable + 18CWG 600V 5 wires 7ft AC Cable	1
F	ILA-LDXXX	L-Connector	1



	Part Number	Description	Quantity
A	ILA-2/4/6/8ft	ILA Linear Direct/Indirect Fixture	4
B	ZCN-ILA-xFT	Fixture End Linkable Connector Kit, x=ft	8
C	ILA-SCA	Surface Canopy + 6.5ft Aircraft Cable	11
D	ILA-PSCA-CRD7	Surface Canopy with AC cable K/O + 6.5ft Aircraft Cable + 18CWG 600V 5 wires 7ft AC Cable	1
F	ILA-LDXXX	L-Connector	4