



PROJECT

TYPE

DATE

ITEM NO.

NOTE

BLADE ONE LED LINEAR

ILB Series

Blade one LED Linear

DESCRIPTION

The AlphaLite ILB Series makes it an ideal choice for size-restricted architectural applications. The ILB Series can be the illumination solution in commercial, industrial, retail, and residential applications. Fixtures can be used in display cases, shops, tasks, and general area lighting.

APPLICATION

A versatile solution for general purpose applications. Ideal for corridors, hallways, offices, and spaces that demand energy demand reduction and high-quality light.



SPECIFICATION FEATURES

Benefits

- Lower installation costs and maintenance costs
- Lower energy costs
- High quality light for a more productive space
- Multiple mounting options
- CRI 90+

Construction

It is integrated with ultra-thin semi-transparent vertical optics, enveloped in a signature sloping silhouette where the frame meets the optics. It appears to be floating in the air creating a comfortable and distinctive direct/indirect luminaire.

Finish

Highly reflective finish. Baked paint applied after fabrication.

Electrical

Luminaire utilizes long life, high efficacy LEDs and a highly efficient, reliable LED driver. 120-277V input voltage for increased versatility. 1-10V continuous dimming comes standard. Comes equipped with a quick disconnect for compliance with US code.

Optics

Ultra-thin semi-transparent vertical optics enveloped in a signature sloping silhouette where the frame meets the optics.


Certifications / Regulatory

cULus Listed

Warranty

5-year limited warranty. See complete warranty terms for details.

Quick Ship Product



ORDERING INFORMATION

Sample Number: ILB-2L(20W)/9A

Series	Length	Lumen Package			CRI	CCT
ILB - Blade One LED Linear	2 - 2'	2'	3'	4'	9 - 90CRI	A - Adjustable CCT (4000/3500/3000K)
	3 - 3'	2L(20W)	3H(40A)	4H(40A)		
	4 - 4'	- 20W, 2000lm	- 40/30/20W, 4000/3000/2000lm	- 40/30/20W, 4000/3000/2000lm		
Input Voltage	Finish	Accessories				
(Blank) - 120-277V	(Blank) - White	ILB-WMK - Wall Mount Kit ILB-PMK - Pendant Mount Kit(suspension) ILB-SMK - Surface Mount Kit ILB-CRD5-WH - 5ft 18AWG 300V 5 wires AC cable, white				

SUMMARY

Input Voltage	120-277V
Input Power	See energy data for details
Efficiency	See energy data for details
Color Temp.	4000K/3500K/3000K Selectable
CRI	> 90
Power Factor	> 0.90
Controls/ Dimming	1-10V dimming
Dimming Range	10-100%
Operating Temp.	-4°F to 104°F (-20°C to 40°C)
Rated Life	50,000 hours

ENERGY PERFORMANCE DATA

Form Factor	Part No.	Rated Wattage (W)	Delivered Lumens (lm)	Efficacy (lm/W)
2'	ILB-2L(20W)/9A	20	2000	100
3'	ILB-3H(40A)/9A	40/30/20	4000/3000/2000	100
4'	ILB-4H(40A)/9A	40/30/20	4000/3000/2000	100

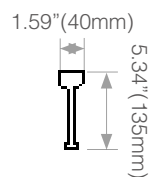
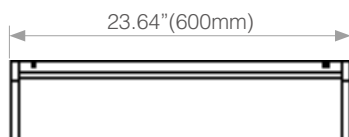
*The delivered lumens above are based on highest wattage and 4000K.

**Default setting at time of shipping are highest wattage and highest CCT.

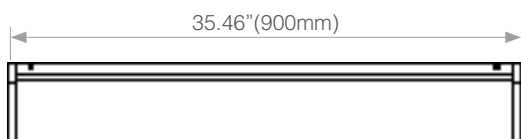
PHYSICAL PARAMETERS

DIMENSION

ILB-2



ILB-3



ILB-4

