



PROJECT

TYPE

DATE

ITEM NO.

NOTE

LED UTILITY WRAP LUMINAIRE

LBW-S2 Series

Linear Luminaires

DESCRIPTION

The Alphalite LBW Series Utility Wrap Luminaire provides high light levels for commercial, industrial, retail and residential applications. Fixtures can be used in storage, utility areas, display cases, shops, task and general area lighting. Low profile design offers easy handling and storage.

APPLICATION

Versatile solution for general illumination from surface-mounted fixture. Ideal for corridors, hallways, stairwells, closets, storage rooms, and spaces that demand energy demand reduction and high quality light.



SPECIFICATION FEATURES

Benefits

- Lower installation costs and reduced maintenance costs
- Attractive ROI and lower energy costs
- Ideal for use with sensors and advanced controls
- High quality light for a more productive space
- Convenient access to replaceable, standard components reduces life cycle costs

Construction

Reflector utilizes highly reflective powder coat finish. Diffuser requires no additional frame or fastener for easy installation. Tool-less removal of diffuser allows access to LED array. LED module and driver are replaceable. LED module and driver are replaceable. Housing and optics maintain damp location rating with all internal components.

Finish

Highly reflective finish. Baked white paint, applied after fabrication.

Electrical

Luminaire utilizes long life, high efficacy LEDs and a highly efficient, reliable LED driver. 120V-277V input voltage for increased versatility. 1-10V continuous dimming comes standard. Ideal when used in conjunction with controls and sensors. Comes equipped with quick disconnect for compliance with US code.

Optics

The LBW's LED light engine and integrated optics delivers enhanced light quality and distribution. Precision-formed diffuser and reflector are designed LED light consistently, reducing glare and pixelation.

Certifications / Regulatory

UL/cUL listed. All components used have UL approval. UL Class 2. Power supply: SCP, OTP, OVP protection, FCC Part 15 Class B, UL8750 Class 2. DLC listed.

Warranty

7-year limited warranty. See complete warranty terms for details.

Quick Ship Product

LBW-2L(25S2)/840
LBW-4L(40S2)/835
LBW-4L(40S2)/840
LBW-4L(40S2)/850
LBW-4L(40/35/30S2)/835
LBW-4L(40/35/30S2)/840
LBW-4L(40/35/30S2)/850
LBW-4L(40/35/30S2)/8A
LBW-4VL(28/22/18S2)/8A

ORDERING INFORMATION

Sample Number: LBW-4L(40S2)/840

Series	Length	Lumen Package			CRI	CCT
LBW - LED Utility Wrap Luminaire	2 - 2'	2'	4'		8 - 80CRI	35 - 3500K
	4 - 4'	2L(25S2) - 25W, 2600lm	4VL(28/22/18S2) - 28/22/18W, 3640/2860/2340lm 4L(40S2) - 40W, 5200lm 4L(40/35/30S2) - 40/35/30W, 5200/4550/3900lm		9 - 90CRI	40 - 4000K 50 - 5000K A - 5000/4000/3500K Adjustable

Auxiliary Power	Input Voltage	Control Option	
(Blank) - without Aux 12V - with Aux 12V	(Blank) - 120-277V C - 120-347V 480 - 480V	PIR - On/off PIR High Bay motion sensor PIRD - On/off PIR high bay motion and daylight sensor OS - Step dimming PIR motion sensor and daylight sensor MMS - Step dimming Microwave Sensor and daylight sensor DMMS-DL - Step dimming Microwave Sensor and daylight harvesting Remarks: Sensor configuration tool remote control required, not included	DL - Integrated daylight harvesting AWNDR - Lutron Athena wireless node integral fixture control (RF only) AWNS - Lutron Athena wireless node integral fixture control (RF with daylight and occupancy sensing)

Emergency Backup	Assembly in USA	Accessories
EM15W - 15W constant power with integrated self-diagnostic test	(Blank) - Non-BAA BAA - Assembly in USA	LBW-PMK - Single-point pendant mount kit for 3/4" NPT stem (stem not provided) ACC-3M05 - Suspended mount with aircraft cable 3M05 with longest 118". BW-SUSM-ACCI - Suspended mount with aircraft cable type I up to 47" long. BW-SUSM-CHAIN - Suspended mount with Chains up to 40" long.

SUMMARY

Input Voltage	120V-277V
Input Power	See energy data for details
Power Factor	> 0.9
THD (Max.)	20%
Efficacy	130 LPW
Delivered Lumens	See energy data for details
Controls/ Dimming	Full Range 1-10V dimming standard
Dimming Range	10-100%
CRI	> 80
CCT	3500,4000,5000K 3500/4000/5000K Selectable
Operating Temp.	-4°F~133°F (-20°C~55°C)
Rated Life	70,000 hours

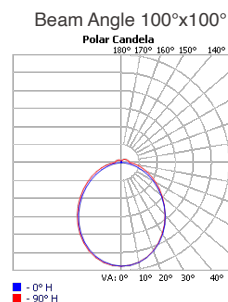
ENERGY PERFORMANCE DATA

Form Factor	Part No.	Rated Wattage (W)	Delivered Lumens (lm)	Efficacy (lm/W)
2'	LBW-2L(25S2)/835*	25	2600	130
	LBW-2L(25S2)/840*			
	LBW-2L(25S2)/850*			
4'	LBW-4L(40S2)/835	40	5200	130
	LBW-4L(40S2)/840			
	LBW-4L(40S2)/850			
	LBW-4L(40/35/30S2)/835	40/35/30	5200/4550/3900	130
	LBW-4L(40/35/30S2)/840			
	LBW-4L(40/35/30S2)/850			
	LBW-4VL(28/22/18S2)/8A*	28/22/18	3640/2860/2340	130
	LBW-4L(40/35/30S2)/8A*	40/35/30	5200/4550/3900	130

*The delivered lumens above are based on highest wattage and 4000K.

**Default setting at time of shipping are highest wattage and highest CCT.


OPTICS




PHYSICAL PARAMETERS

DIMENSION

LBW-2

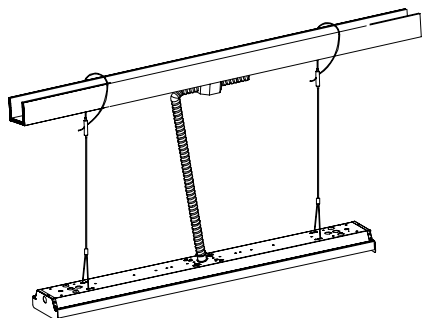


LBW-4

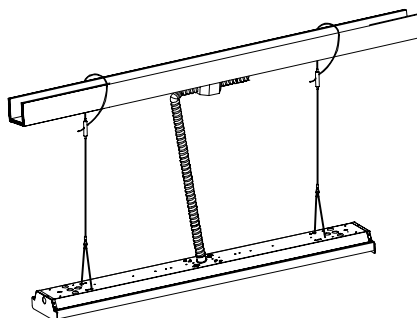


ACCESSORIES

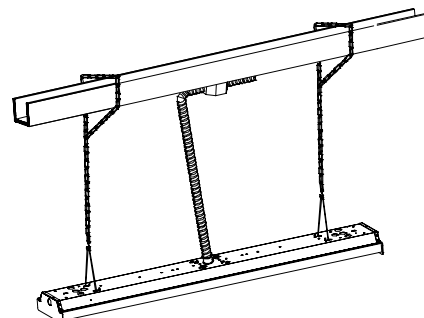
ACC-3M05



BW-SUSM-ACCI



BW-SUSM-CHAIN



LBW-PMK

