



PROJECT

TYPE

DATE

ITEM NO.

NOTE

LED UTILITY WRAP LUMINAIRE

LBW Series

Linear Luminaires

DESCRIPTION

The Alphalite LBW Series Utility Wrap Luminaire provides high light levels for commercial, industrial, retail and residential applications. Fixtures can be used in storage/utility areas, coves, display cases, shops, task and general area lighting. Low profile design offers easy handling and storage.

APPLICATION

Versatile solution for general illumination from surface-mounted fixture. Ideal for corridors, hallways, stairwells, closets, storage rooms, and spaces that demand energy demand reduction and high quality light.



SPECIFICATION FEATURES

Benefits

- Lower installation costs and reduced maintenance costs
- Attractive ROI and lower energy costs
- Ideal for use with sensors and advanced controls
- High quality light for a more productive space
- Convenient access to replaceable, standard components reduces life cycle costs

Construction

Reflector utilizes highly reflective powder coat finish. Diffuser requires no additional frame or fastener for easy installation. Tool-less removal of diffuser allows access to LED array. LED module and driver are replaceable. LED module and driver are replaceable. Housing and optics maintain damp location rating with all internal components.

Finish

Highly reflective finish. Baked white paint, applied after fabrication.

Electrical

Luminaire utilizes long life, high efficacy LEDs and a highly efficient, reliable LED driver. 120V-277V input voltage for increased versatility. 1-10V continuous dimming comes standard. Ideal when used in conjunction with controls and sensors. Comes equipped with quick disconnect for compliance with US code.

Optics

The LBW's LED light engine and integrated optics delivers enhanced light quality and distribution. Precision-formed diffuser and reflector are designed LED light consistently, reducing glare and pixelation.

Certifications / Regulatory

UL/cUL listed. All components used have UL approval. UL Class 2. Power supply: SCP, OTP, OVP protection, FCC Part 15 Class B, UL8750 Class 2.

Warranty

7-year limited warranty. See complete warranty terms for details.

Quick Ship Product

LBW-2L(25S)/840

LBW-4L(40S)/835

LBW-4L(40S)/840

ORDERING INFORMATION

Sample Number: LBW-4L(40S)/840

Series	Form Factor	Lumen Package			CRI	CCT	Input Voltage
LBW - LED Utility Wrap Luminaire	2 - 2'	2'	4'		8 - 80CRI	35 - 3500K	(Blank) - 120V-277V
	4 - 4'	2L(25S) -25W, 3250lm	4VL(22S) -22W, 2860lm	4L(40S) -40W, 5200lm	9 - 90CRI	40 - 4000K 50 - 5000K	C - 120V-347V

Dimming	Control Option	
(Blank) - 1-10V Continuous Dimming	PIR - On/off PIR High Bay motion sensor PIRD - On/off PIR High Bay motion and daylight sensor MMS - Integrated step dimming microwave motion sensor with sync function DMMSDL - Step dimming microwave motion sensor and daylight harvesting	DL - Integrated daylight harvesting SMC - Smart Control System OS - Step dimming PIR motion sensor and daylight sensor. (Requires OS-618-RC101 Sensor Configuration Tool. Not included)

Emergency Backup	Driver Option	Accessories	Assembly in USA
(Lumen will maintain over the 90-minute duration) EM700 - 700lm EM1400 - 1400lm EM2000 - 2000lm	CT - Cold temperature driver, -40°F-131°F(-40°C-55°C)	LBW-PMK - Single-point pendant mount kit for 3/4" NPT stem (stem not provided) ACC-3M05 - Suspended mount with aircraft cable 3M05 with longest 118". BW-SUSM-ACCI - Suspended mount with aircraft cable type I up to 47" long. BW-SUSM-CHAIN - Suspended mount with Chains up to 40" long.	BAA - Assembly in USA

SUMMARY

Input Voltage	120V-277V
Input Power	See energy data for details
Power Factor	> 0.9
THD (Max.)	20%
Efficacy	> 129 LPW
Delivered Lumens	See energy data for details
Controls/ Dimming	Full Range 1-10V dimming standard
Dimming Range	10-100%
CRI	> 80
CCT	3500K, 4000K, 5000K
Operating Temp.	-4°F~133°F (-20°C~55°C)
Rated Life	70,000 hours

ENERGY PERFORMANCE DATA

Form Factor	Part No.	Rated Wattage (W)	Delivered Lumens (lm)	Efficacy (lm/W)
2'	LBW-2L(25S)/835	25	3250	130
	LBW-2L(25S)/840			
	LBW-2L(25S)/850			
4'	LBW-4VL(22S)/835	22	2860	129
	LBW-4VL(22S)/840			
	LBW-4VL(22S)/850			
	LBW-4L(40S)/835	40	5200	130
	LBW-4L(40S)/840			
	LBW-4L(40S)/850			

*The delivered lumens above are based on highest wattage and 4000K.

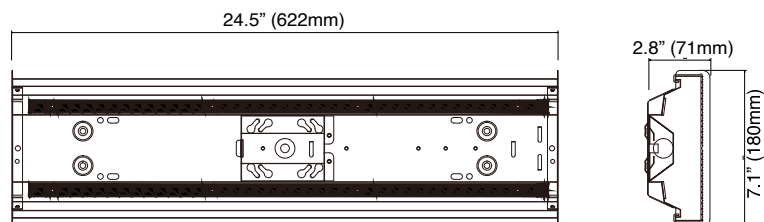
**Default setting at time of shipping are highest wattage and highest CCT.

PHYSICAL PARAMETERS

DIMENSION

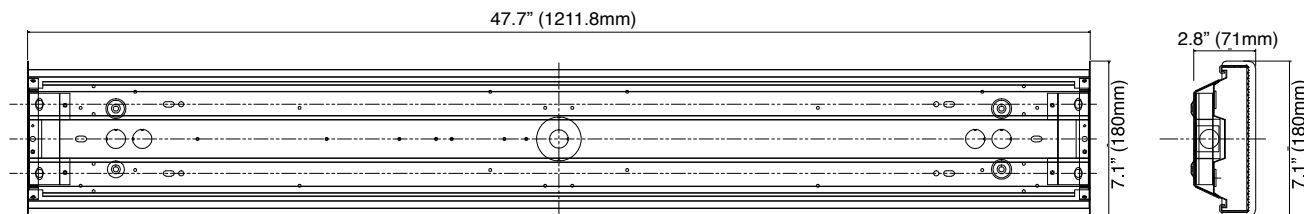
LBW-2

4.5 lbs



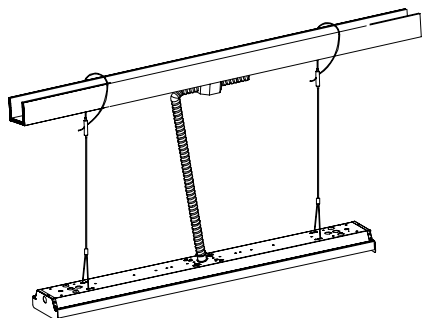
LBW-4

10.80 lbs

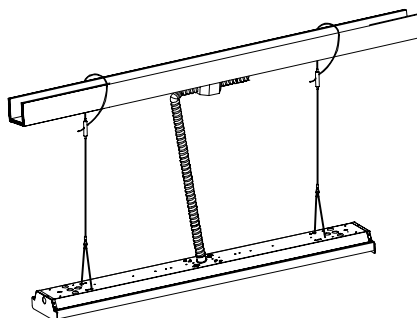


ACCESSORIES

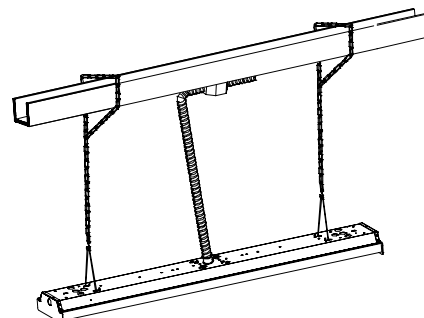
ACC-3M05



BW-SUSM-ACCI



BW-SUSM-CHAIN



LBW-PMK

