



PROJECT

TYPE

DATE

ITEM NO.

NOTE

LINEAR LED STRIP

ILL-S3 Series

Linear Luminaire

DESCRIPTION

The ILL S3 Series makes it an ideal choice for size restricted architecture applications. It can be the illumination solution in commercial, industrial, retail and residential applications. Fixtures can be used in storage/utility areas, coves, display cases, shops, task and general area lighting.

APPLICATION

Versatile solution for general purpose applications. Ideal for parking garages, corridors, hallways, stairwells, offices, closets, storage rooms, warehouse, manufacturing facilities, and spaces that require energy demand reduction and high quality light.



SPECIFICATION FEATURES

Benefits

- Lower installation costs and maintenance costs
- Attractive ROI
- Ideal for use with sensors and advanced controls
- Lower energy costs
- High quality light for a more productive space
- Convenient access to replaceable, standard components reduces life cycle costs

Construction

Reflector utilizes highly reflective powder coat finish. Diffuser lens provides even and consistent light while eliminating pixelation. Tool-less removal of diffuser allows access to LED array. LED module and driver are replaceable. Housing and optics maintain damp location rating with all internal components.

Finish

Highly reflective finish. Baked white paint, applied after fabrication.

Electrical

Luminaire utilizes long life, high efficacy LEDs and a highly efficient, reliable LED driver. 0-10V dim to off continuous dimming comes standard. Ideal when used in conjunction with controls and sensors. Comes equipped with quick disconnect for compliance with US code.

Optics

The ILL's LED light engine and integrated optics delivers enhanced light quality and distribution. PMMA Precision-formed diffuser designed LED light consistently, reducing glare and pixelation.

Certifications / Regulatory

cULus listed for dry and damp locations rated. IC rated. DLC Listed.

Warranty

7-year limited warranty. See complete warranty terms for details.

Quick Ship Product

ILL-4(34/26/21/17S3)/8A-C
ILL-4(68/53/47/40S3)/8A-C
ILL-8(68/52/42/34S3)/8A-C
ILL-8(135/106/94/80S3)/8A-C

ORDERING INFORMATION

Sample Number: ILL-8(68/52/42/34S3)/8A

Series	Length	Lumen Package		CRI
ILL	4 - 4'	4'	8'	8 - 80CRI
- Linear LED Strip	8 - 8'	(34/26/21/17S3) - 34/26/21/17W, 5304/4056/3276/2652lm (68/53/47/40S3) - 68/53/47/40W, 10200/7950/7050/6000lm	(68/52/42/34S3) - 68/52/42/34W, 10200/7800/6300/5100lm (135/106/94/80S3) - 135/106/94/80W, 20520/16112/14288/12160lm	

CCT	Auxiliary Power	Input Voltage	Control Option
A - CCT Adjustable (6500/5000/4000/3500/3000K)	(Blank) - without AUX 12V - with AUX 12V	(Blank) - 120-277V C - 120-347V 480 - 480V	PIR - On/off PIR high bay motion and daylight sensor OS - Step dimming PIR motion and daylight sensor *configuration tool required MMS - Step dimming Microwave Sensor and daylight sensor *configuration tool required MMS-BLE - Wireless Bluetooth mesh and occupancy (PIR or Microwave) sensor AWN-R - Lutron Athena wireless node integral fixture control (RF only) AWN-S - Lutron Athena wireless node integral fixture control (RF with daylight and occupancy sensing) *Recommended to be used at heights of 8-12 feet for optimal coverage.

Emergency Backup	Assembly in USA	Accessories	
EM15W - 15W constant power with integrated self-diagnostic test	(Blank) - Non-BAA BAA - Assembly in USA	ACC-Type-I - Type I craft cable longest 47" S-CHAIN SET - 40" jack chain ILL-VHook-S2 - V-hook for strip light ILL-S3-4-PMK - Pendant mount kit (For 4ft fixture only)	ILL-S3-X-WG - Wire guard (X as 4,8 ft) ZCN-ILL-S3 - Fixture end connector WIEC-18/5 - Fixture end to end quick disconnect wiring

SUMMARY

Input Voltage	120-277V
Input Power	See energy data for details
Power Factor	>0.9
THD (Max.)	10%
Efficacy	>150 LPW
Delivered Lumens	See energy data for details
Controls/ Dimming	0-10V dimming standard
Dimming Range	10-100%
CRI	>80
CCT	6500/5000/4000/3500/3000K Selectable
Operating Temp.	-4 °F ~ 122 °F (-20 °C ~ +50 °C)
Rated Life	70,000 hours

ENERGY PERFORMANCE DATA

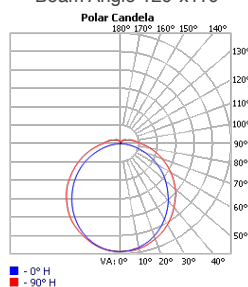
Form Factor	Part No.	Rated Wattage (W)	Delivered Lumens (lm)	Efficacy (lm/W)
4'	ILL-4(34/26/21/17S3)/8A	34/26/21/17	5304/4056/3276/2652	156
	ILL-4(68/53/47/40S3)/8A	68/53/47/40	10200/7950/7050/6000	150
8'	ILL-8(68/52/42/34S3)/8A	68/52/42/34	10200/7800/6300/5100	150
	ILL-8(135/106/94/80S3)/8A	135/106/94/80	20520/16112/14288/12160	152

*The delivered lumens above are based on highest wattage and 4000K.

**Default setting at time of shipping are highest wattage and highest CCT.

OPTICS

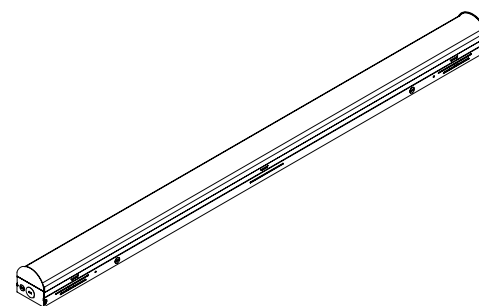
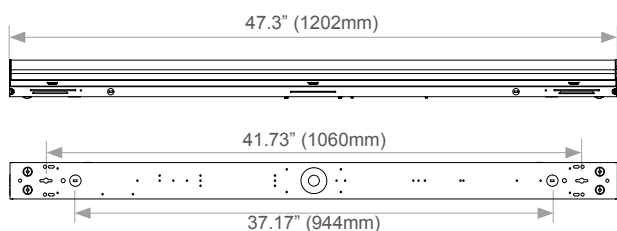
Beam Angle 120°x110°



PHYSICAL PARAMETERS

DIMENSION

ILL-4



ILL-8

