

PROJECT

TYPE

DATE

ITEM NO.

NOTE

BI-LEVEL PIR SENSOR FOR HIGH BAY LIGHT

MMS-DC-PIR4T Series
Bi-level PIR Sensor

DESCRIPTION

The MMS-DC-PIR4T is a motion sensor that dims lighting from high to low based on movement. This slim, low-profile sensor is designed for installation inside the bottom of a light fixture body. The sensors use PIR sensing technology that reacts to changes in movement within the coverage area. Once the sensor stops detecting movement and the time delay elapses lights will go from high to low mode and eventually to an OFF position if it is desired. Sensors must directly "see" motion of a person or moving object to detect them, so careful consideration must be given to sensor luminaire placement and lens selection. Avoid placing the sensor where obstructions may block the sensor's line of sight.



RC-100

SPECIFICATION FEATURES

Benefits

- Automatic dimming when used in combination with 0-10V dimmable LED drivers or ballasts.
- Rated for wet and cold locations.
- Built-in daylight sensor.
- Detection area, time delay and daylight threshold can be precisely set via remote control RC-100.
- Wide detection area, range up to 50 ft in diameter and mounting height 40 ft Max. Suitable for warehouse use.
- 3.5 mm audio plug-in interface for installation easy to be fixed with high bay and low bay.



Max. 8m



Mounting Height
12m Max.



Daylight
Sensor



Hold Time
10S-60min



Automatic
Dimming



5 Years
Guarantee

WARNING

NOTE: Warm up time is 40 seconds. After the sensor connects input power first time, the light will keep on 40 seconds, then go to dimming to work normally.

NOTE: Factory Default Setting: 100% sensitivity, Hold on time: 5min, Daylight sensor is disabled ☒, Dimming level: 30%, Dimming time: 60minutes.

NOTE: Any setting changed by remote control, the led light that sensor connect will on/off as confirm.

ORDERING INFORMATION

Available with the following Alphalite products: (3.5 mm audio socket)

HEBS Series



RHXS Series



RWUX Series



ILA Series



HBDC Series



HBDM Series



ILL Series



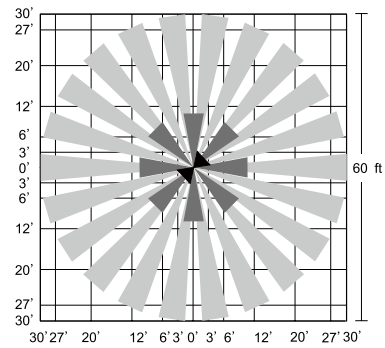
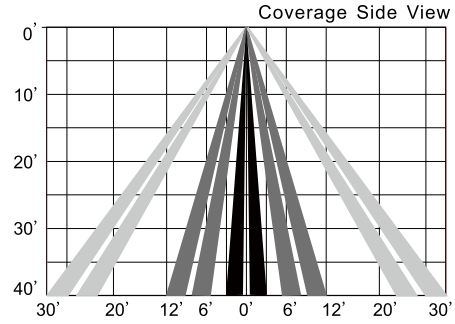
LVT Series



SUMMARY

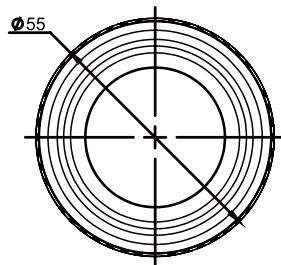
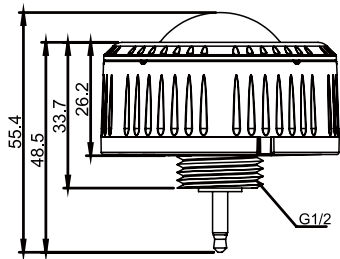
Power Supply	12-24V DC, >30mA
Dim Control Output	0-10V, max. 25mA sinking current
Remote Range	50ft.(15m) indoor, no backlight
Detection Radius	20%/50%/75%/100%(1-8m)
Mounting Height	Max 40ft.(12meters)
Time Setting	10s/1min/5min/10min/15min/20min/30min/60min
Light-control	24H/10LUX/30LUX/50LUX
Temperature	-4°F - +140°F (-20°C~+60°C)
Color	Default White, black optional
IP Rating	IP65

SENSOR COVERAGE



PHYSICAL PARAMETERS

DIMENSION



Corridor Function

This function inside the motion sensor to achieve tri-level control, for some areas which require a light change notice before switch-off. The sensor offers 3 levels of light: 100%-->dimmed light (natural light is insufficient) -->off; and 2 periods of selectable waiting time: motion hold-time and stand-by period; Selectable daylight threshold and freedom of detection area.



With sufficient natural light, the light does not switch on when presence is detected



With insufficient natural light, the sensor switches on the light automatically when presence is detected




After hold-time, the light dims to stand-by level if the surrounding natural light is below the daylight threshold.



Light switches off automatically after the stand-by period elapses.

Smart Daylight Sensor Function

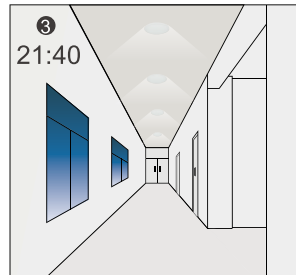
Open the daylight sensor by push  when remote control is in setting condition



The light switches on at 100% when there is movement detected.



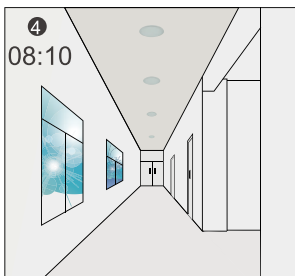
The light dims to stand-by level after the hold-time.



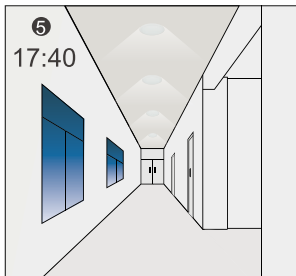
The light remains in dimming level at night

Setting on this demonstration:
 Hold-time: 30 min
 Setpoint on: 50lux
 Setpoint off: 300lux
 Stand-by dim: 10%
 Stand-by period: + ∞
 (When the smart photocell sensor open, the stand-by time is only + ∞)

1 ↔ **3** goes in cycle at night ...
 100% on when movement detected, and dims to 10% in long absence.



When the natural light level exceeds set point off to light, the light will turn off even if when the space is occupied.



The light automatically turns on at 10% when natural light is insufficient(no motion).

